


German Equity Forum

Aumann AG
24 - 25 November 2025



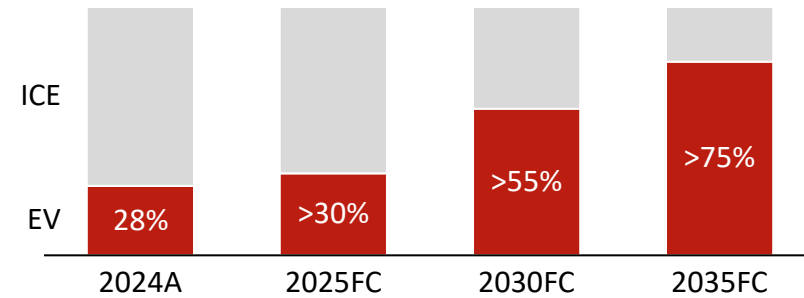
Aumann is a leading manufacturer of automation solutions and robotics applications

Fully automated production lines for international customers



Strategic focus on E-mobility...

Predicted global EV* market shares in %



Emissions Regulations



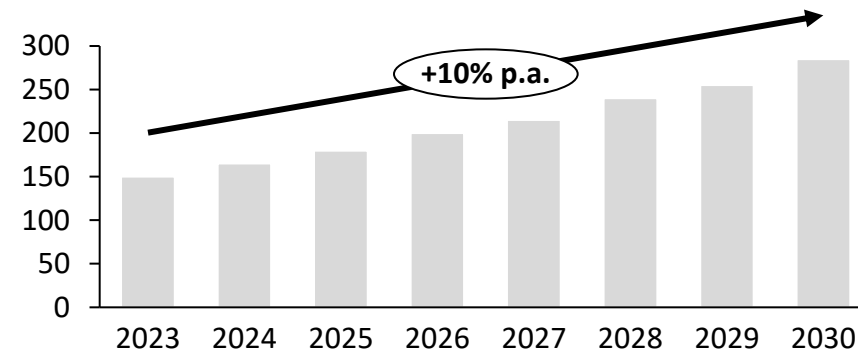
Lower Operating Costs



Technological innovation

... automation solutions and robotics applications

Global Factory Automation market size in bn. \$



Labor Shortages



Rising Wages




Cost Reductions



Unique range of solutions tailored to the requirements of electromobility

Modular solutions



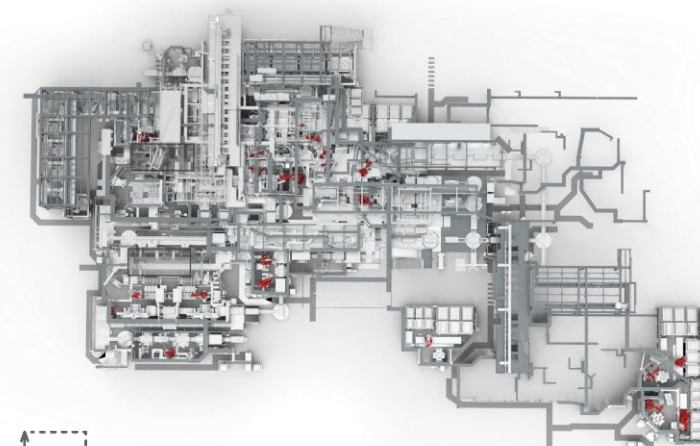
m^2 up to 10 m^2 per cell

Process solutions



m^2 up to 600 m^2

Turnkey solutions



m^2 up to 16.000 m^2

Aumann competences



Converting



Assembly



Winding



Joining



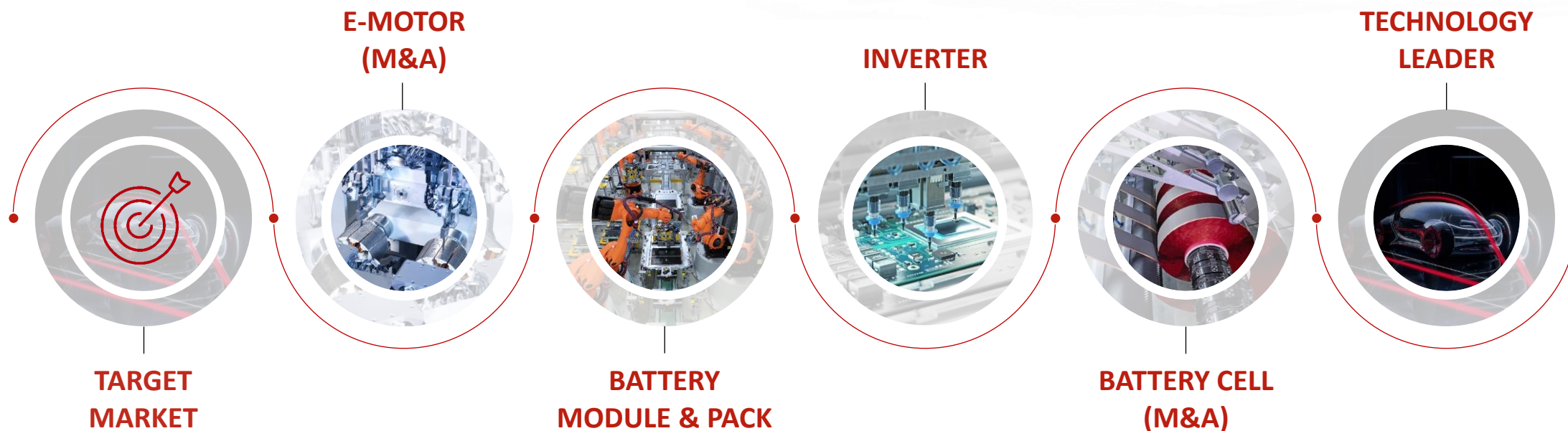
Automation



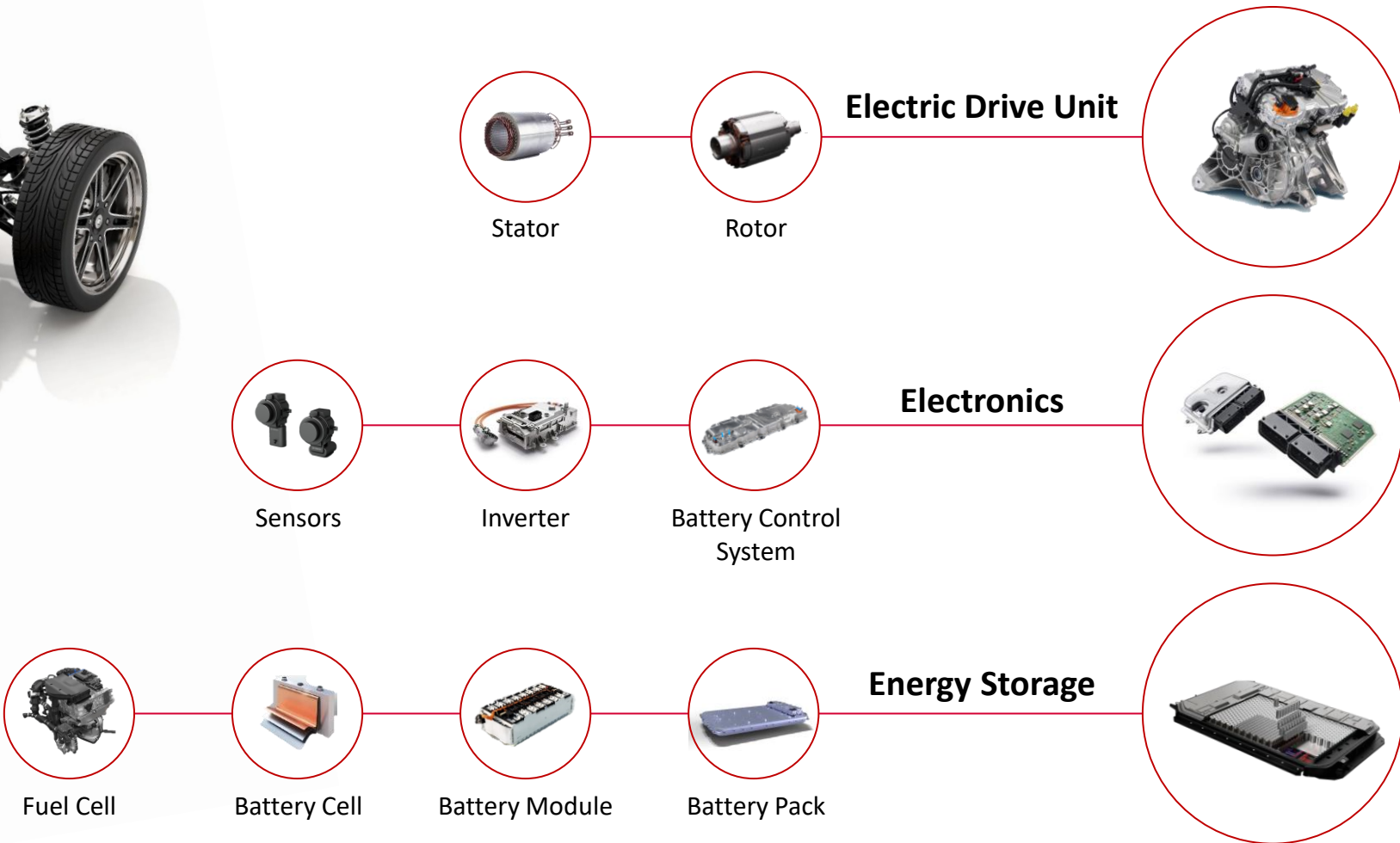

Industry 4.0

Aumann's journey in the E-mobility segment

E-mobility success through innovation and strategic M&A

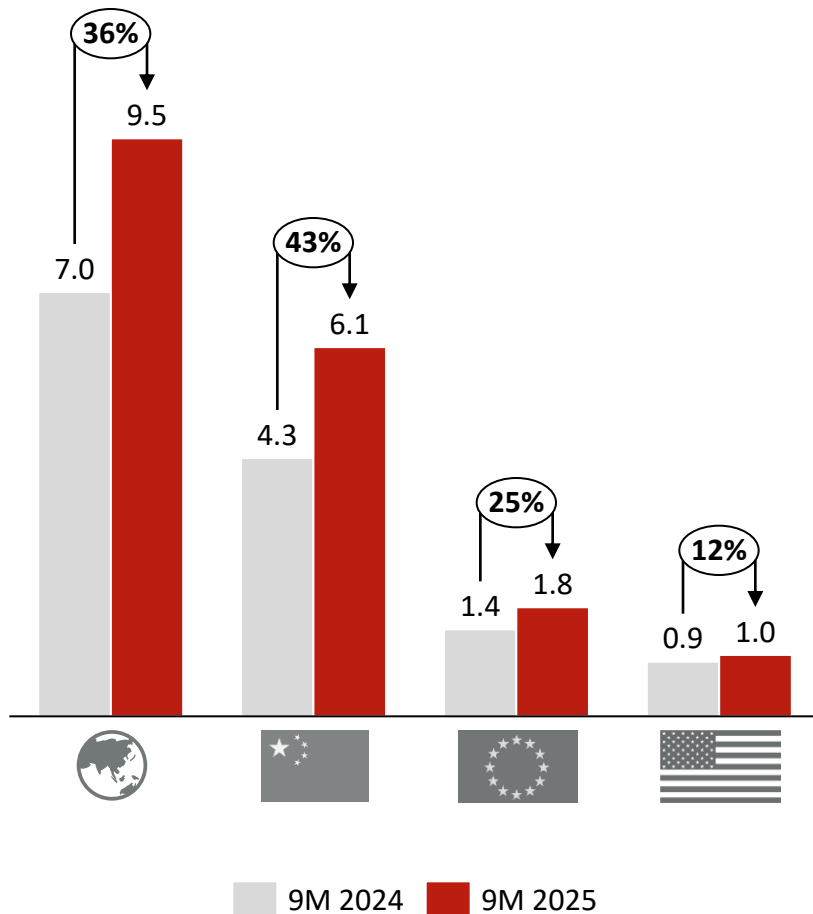


Electromobility comes to life on Aumann's production lines

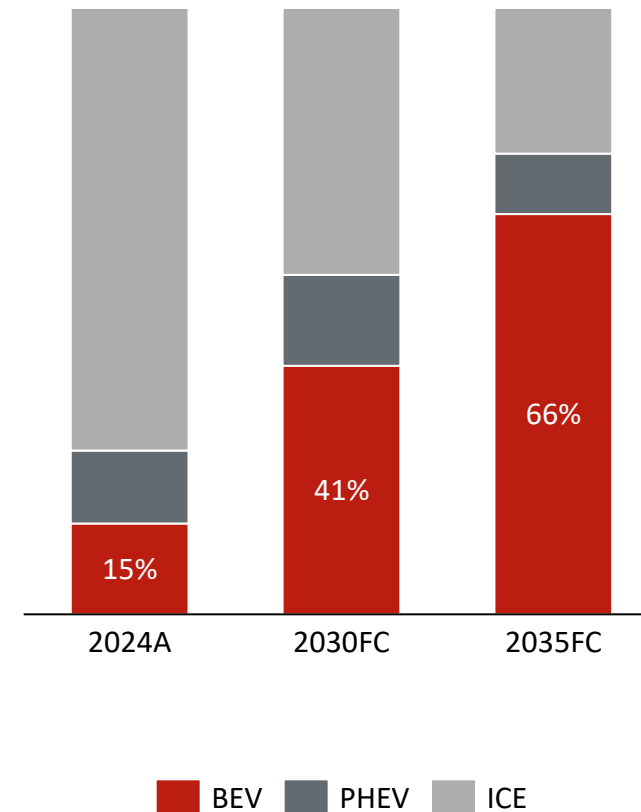


BEV's are expected to make up two thirds in 2035

BEV sales of selected regions
in million units



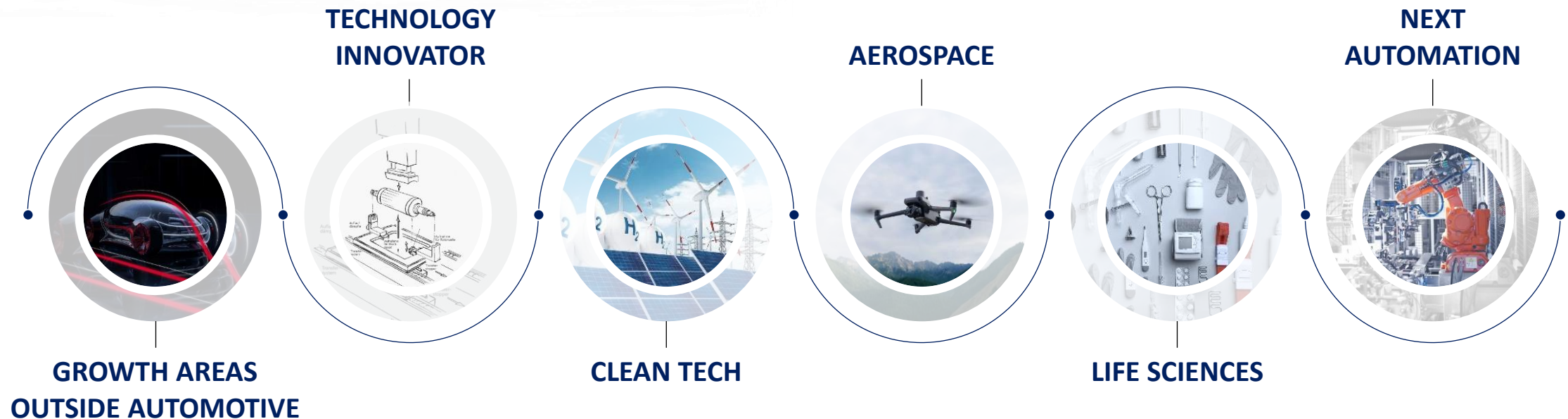
Predicted Global EV Market Share
market shares in %



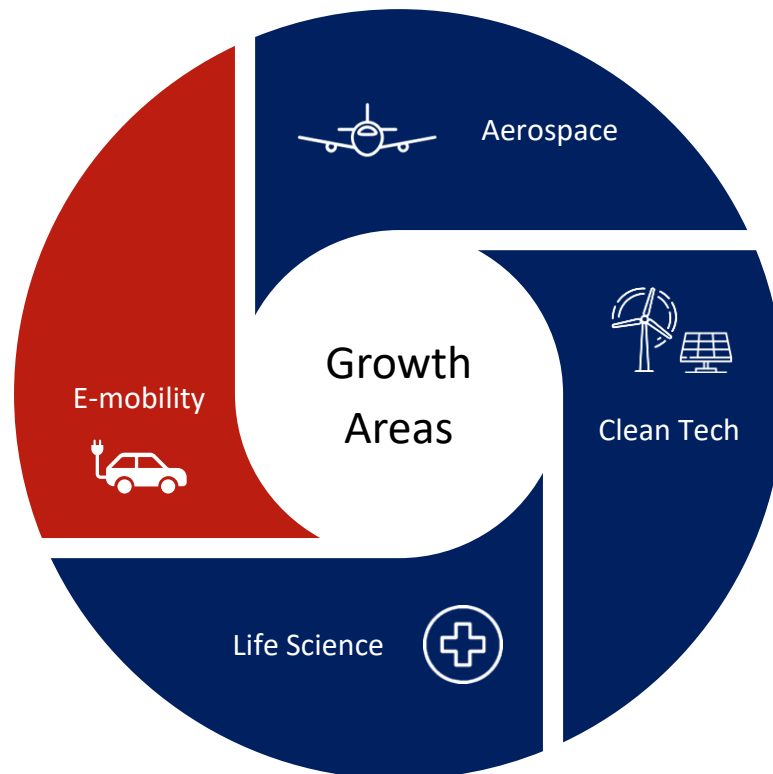
Aumann's ambitions outside automotive in the Next Automation segment



Next Automation segment focusing on further growth areas



Market and political developments underscore the soundness of our strategy



- The EU plans a **major defense upgrade** by 2030, investing up to €800 billion, with a focus on **drones and anti-drone systems**
- **Bundeswehr** plans to buy **12,000 loitering munitions** from three suppliers for about €900 million
- Germany is launching a **€500 billion fund for infrastructure**, with €100 billion dedicated to climate protection and the **green transformation of the economy**
- **Boeing** and **Airbus** forecast more than **40,000 new aircraft** across the industry over the next two decades, while the **global fleet** is expected to **grow by nearly 80%** between 2024 and 2044

Financial Performance 9M 2025

Financial Performance 9M 2025

Key figures

- **Revenue decreased** from €233.1 million to €157.7 million resulted from a lower order intake in 2024 and 2025
- **Strong EBITDA margin** of 11.6% reflects solid profitability, EBITDA decreased to €18.3 million driven by lower volumes
- **Order intake** down 28.9% YOY given cautious investment behavior in the automotive sector
- **Order backlog** reduced by 39.3%, but profitability in the order backlog remains high
- **Strong balance sheet** with €115.7 million net cash and 63.5% equity ratio

€157.7 million

Revenue

11.6%

EBITDA margin

€112.4 million

Order intake

€135.8 million

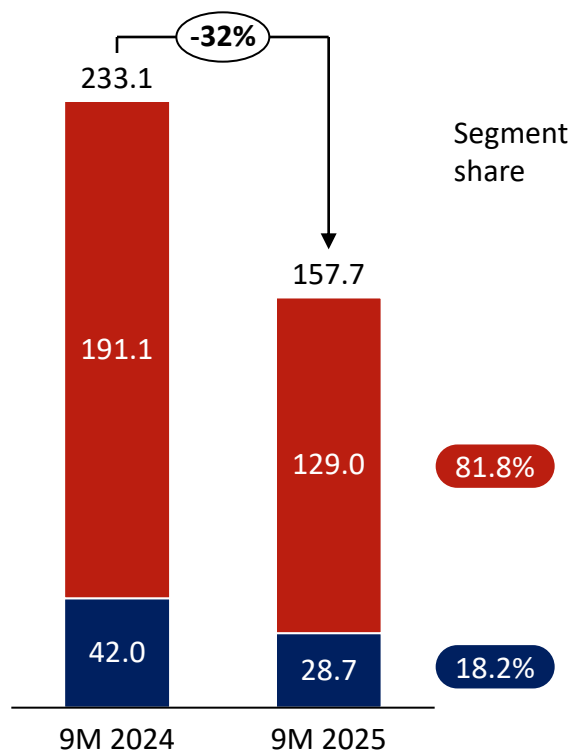
Order backlog

€115.7 million

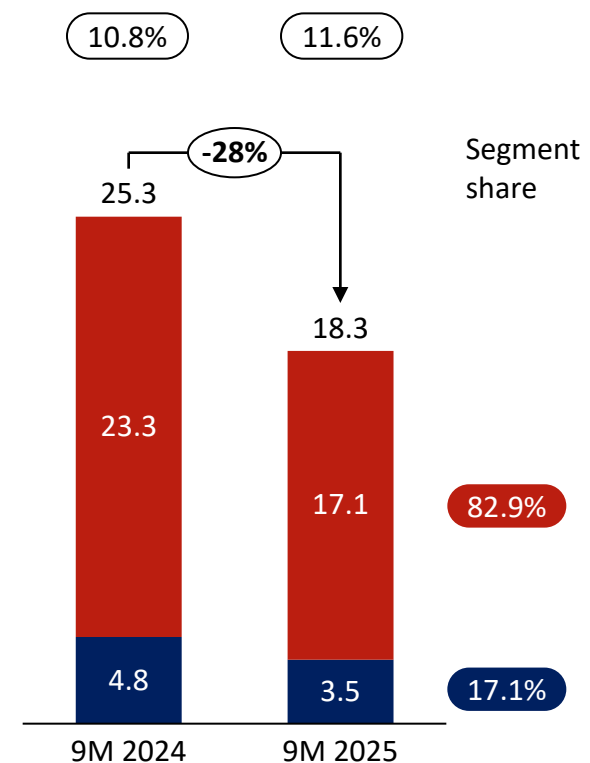
Net cash position

Although revenue declined year-over-year as expected, EBITDA-margin is at a strong double-digit level

Revenue
in € million



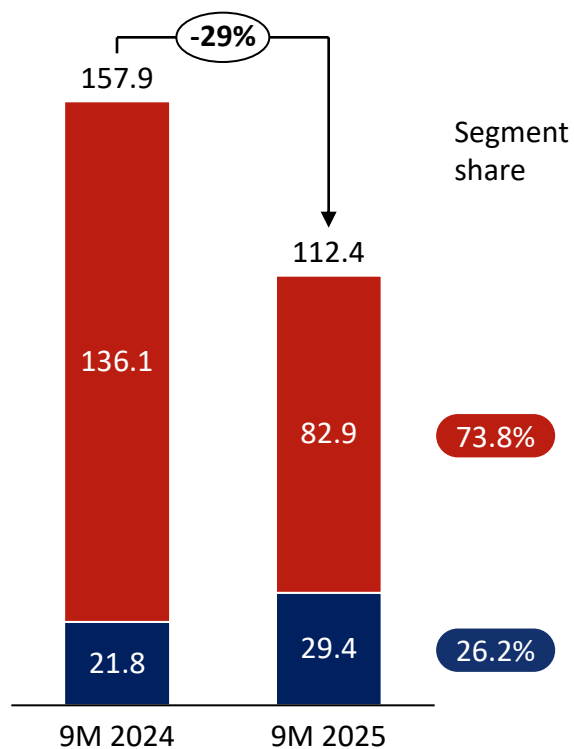
EBITDA
in € million and in % of revenue



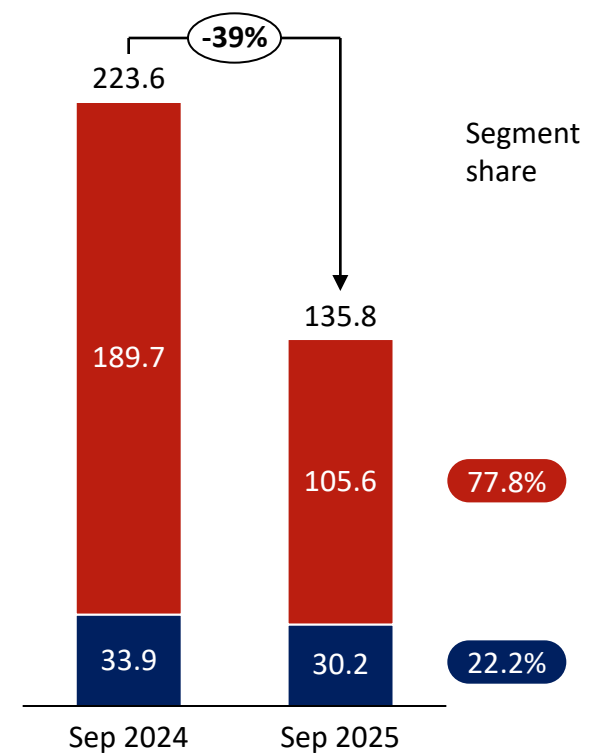
■ E-mobility ■ Next Automation

Lower order intake and backlog reflect cautious investment behavior, especially within the automotive sector

Order intake
in € million



Order backlog
in € million



■ E-mobility ■ Next Automation

Solid profitability in E-mobility segment despite challenging market conditions



in € million	9M 2024	9M 2025
Order intake	136.1	82.9
Order backlog	189.7	105.6
Revenue	191.1	129.0
EBITDA	23.3	17.1



Order intake affected by volatile political and economic conditions, tariffs, and subdued automotive investment climate



Order backlog decreased by 44.3%, but still shows strong profitability



Revenue reduced from €191.1 million to €129.0 million due to declined order intake




EBITDA remains solid with €17.1 million and 13.3% EBITDA margin


Next Automation targets growth beyond automotive and order intake rises 35% YOY




in € million	9M 2024	9M 2025
Order intake	21.8	29.4
Order backlog	33.9	30.2
Revenue	42.0	28.7
EBITDA	4.8	3.5

 Segment focus on **clean tech, aerospace** and **life sciences** sectors

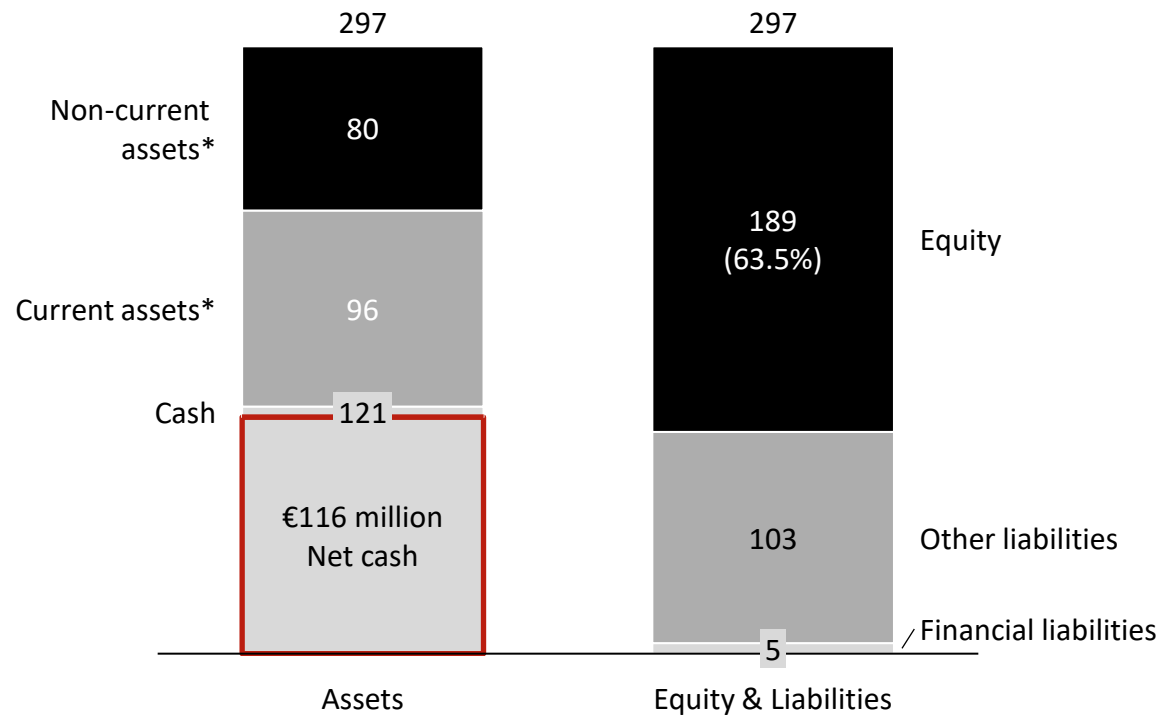
 **Order intake** up 35% to €29.4 million and the sales pipeline is rising

 Aumann continues to drive the **expansion** of the segment both organically and through increased M&A activities

 Strong **EBITDA** of €3.5 million with robust 12.3% margin

Aumann's reliability backed by solid financial position

Balance sheet as of 30 September 2025
in € million



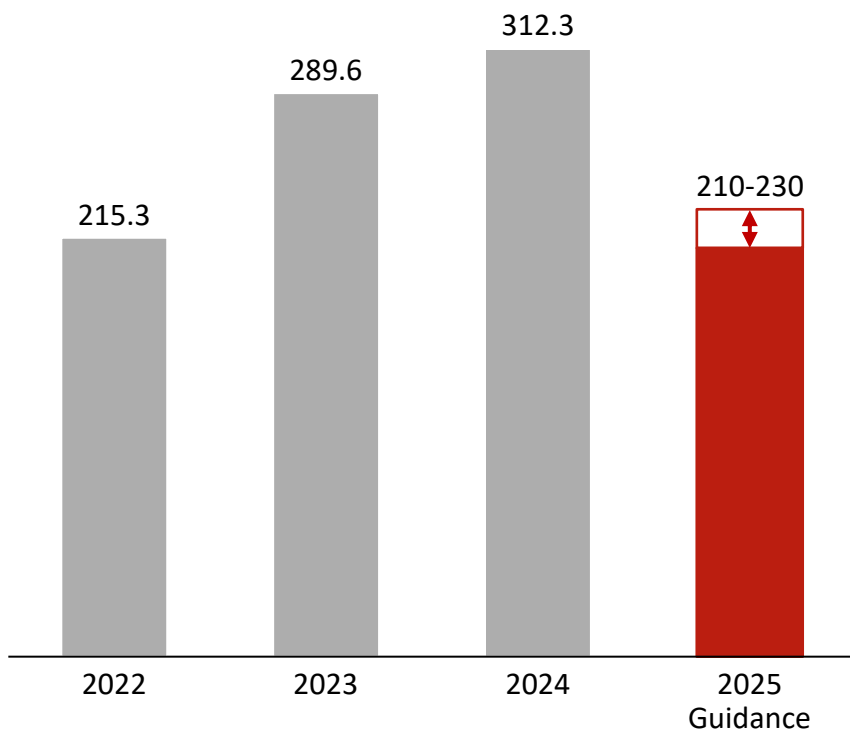
Net cash position
€115.7 million

Solid equity ratio
63.5%

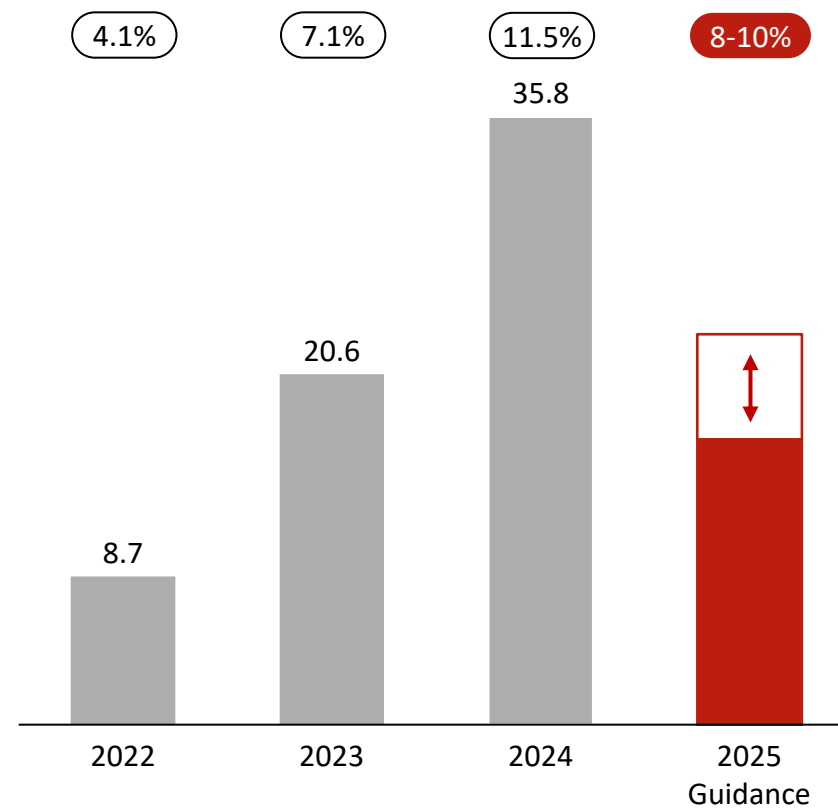
Development
organically and through M&A

Aumann confirms guidance for 2025

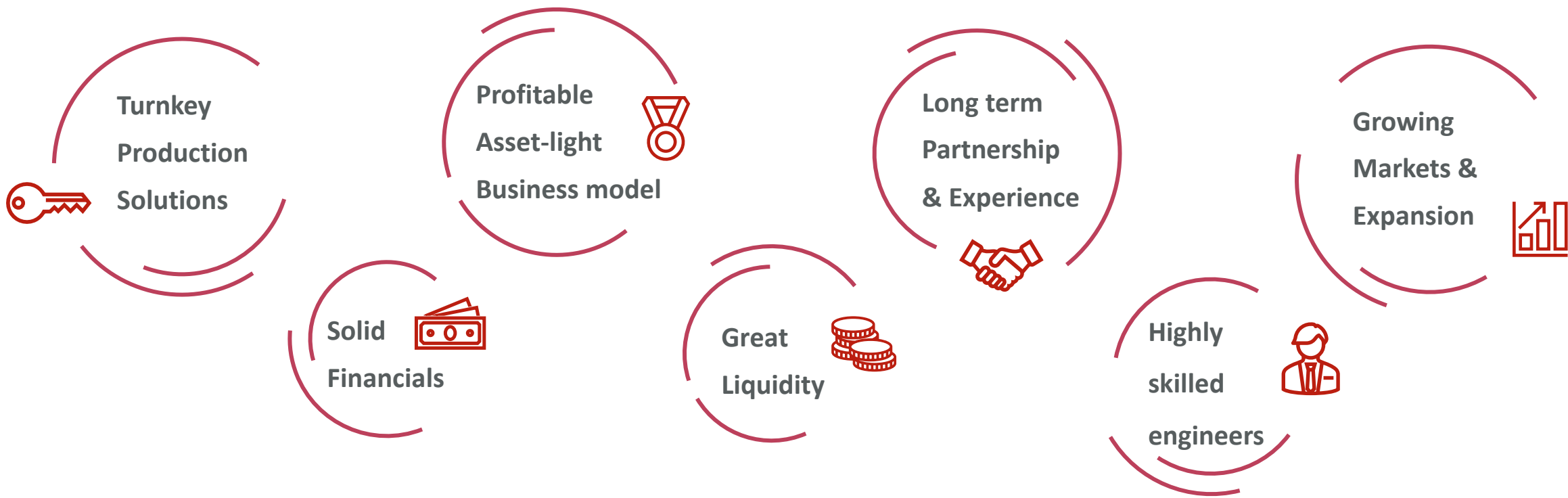
Revenue
in € million



EBITDA
in € million and in % of revenue



Summary



Aumann AG
Dieselstrasse 6
48361 Beelen
Germany

Investor Relations
Tel +49 2586 888 7800
Fax +49 2586 888 7805
ir@aumann.com

www.aumann.com

Disclaimer

The presentation, including any printed or electronic copy of these slides, the talks given by the presenters, the information communicated during any delivery of the presentation and any question and answer session and any document or material distributed at or in connection with the presentation (together, the "Presentation"), has been prepared by Aumann AG (the "Company") is not an offer of any securities or invitation to purchase securities.

The Presentation is provided for general information only and does not purport to contain all the information that may be required to evaluate the Company. The information in the Presentation is subject to updating, completion, revision and verification.

No reliance may be placed for any purpose whatsoever on the information or opinions contained or expressed in the Presentation or on the accuracy, completeness or fairness of such information and opinions. To the extent permitted by law and regulation, no undertaking, representation or warranty or other assurance, express or implied, is made or given by or on behalf of the Company or any of their respective parent or subsidiary undertakings or the subsidiary undertakings of any such parent undertakings or any of their respective directors, officers, partners, employees, agents, affiliates, representatives or advisers, or any other person, as to the accuracy, completeness or fairness of the information or opinions contained in the Presentation.

None of the Company, their respective affiliates and advisers, agents and/or any other party undertakes or is under any duty to update the Presentation or to correct any inaccuracies in any such information which may become apparent or to provide you with any additional information. Save in the case of fraud, no responsibility or liability is accepted by any such person for any errors, omissions or inaccuracies in such information or opinions or for any loss, cost or damage suffered or incurred, however arising, directly or indirectly, from any use of, as a result of the reliance on, or otherwise in connection with, the Presentation. In addition, no duty of care or otherwise is owed by any such person to recipients of the Presentation or any other person in relation to the Presentation. The Presentation includes statements that are, or may be deemed to be, forward-looking statements. The words "believes", "expects", "may", "will", "could", "should", "shall", "risk", "intends", "estimates", "aims", "plans", "predicts", "continues", "assumes", "positioned" or "anticipates" and similar expressions (or their negative) identify certain of these forward-looking statements. These statements are based on the current views, expectations and assumptions of the management of the Company and involve known and unknown risks and uncertainties that could cause actual results, performance or events to differ materially from those expressed or implied in such statements. Actual results, performance or events may differ materially from those described in such statements due to, among other things, changes in the general economic and competitive environment, risks associated with capital markets, currency exchange rate fluctuations and competition from other companies, changes in international and national laws and regulations, in particular with respect to tax laws and regulations, affecting the Company and other factors. The Company does not assume any obligations to update any forward-looking statements.

The Presentation includes statistics, data and other information relating to markets, market sizes, market shares, market positions and other industry data pertaining to the Company's business and markets. Unless otherwise indicated, such information is based on analysis by the Company of multiple sources, including certain studies commissioned from third parties (the "Market Reports"). The Market Reports may include and be based on, amongst other things, information obtained from primary interviews and field visits conducted by third parties with industry experts and participants, third parties' secondary market research and internal financial and operational information supplied by, or on behalf of, the Company, as well as information obtained from (i) data providers; (ii) industry associations and country organisations; and (iii) publicly available information from other sources, such as information publicly released by the Company's competitors. To the extent available, the industry, market and competitive position data contained in the Presentation has come from official or third-party sources. Third-party industry publications, studies and surveys generally state that the data contained in them have been obtained from sources believed to be reliable, but that there is no guarantee of the accuracy or completeness of such data. While the Company believes that each of these publications, studies and surveys has been prepared by a reputable source, the Company has not independently verified the data contained therein. In addition, certain of the industry, market and competitive position data contained in the Presentation come from the Company's own internal research and estimates based on the knowledge and experience of the Company's management in the markets in which the Company operates. While the Company believes that such research and estimates are reasonable and reliable, they, and their underlying methodology and assumptions, have not been verified by any independent source for accuracy or completeness and are subject to change without notice. Accordingly, undue reliance should not be placed on any of the industry, market or competitive position data contained in the Presentation. All projections, valuations and statistical analyses are provided to assist the recipient in the evaluation of the matters described in the Presentation. They may be based on subjective assessments and assumptions and may use one among alternative methodologies that produce different results and, to the extent that they are based on historical information, they should not be relied upon as an accurate prediction of future performance.

The distribution of this Presentation in certain jurisdictions is restricted by law. Therefore, it must not be distributed, published or reproduced (in whole or in part) or disclosed by its recipients to any other person for any purpose, other than with the consent of the Company. All trademarks remain the property of their respective owners. By accepting receipt of, attending any delivery of, or electronically accessing, the Presentation, you agree to be bound by the above limitations and conditions and, in particular, you represent, warrant and undertake to the Company that: (i) you will not forward the Presentation to any other person or reproduce or publish this document, in whole or in part, for any purpose; and (ii) you have read and agree to comply with the contents of this notice.