


## Earnings Call Q1 2026

Aumann AG  
12 May 2026



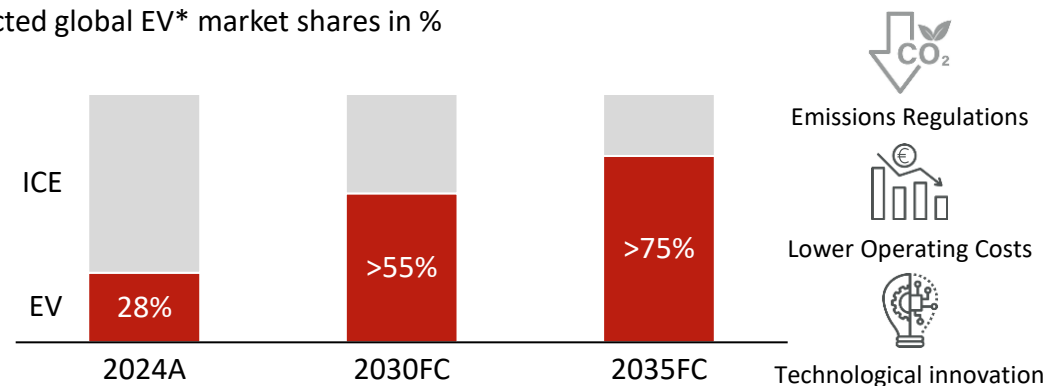
Aumann is a leading manufacturer of automation solutions and robotics applications

### Fully automated production lines for international customers



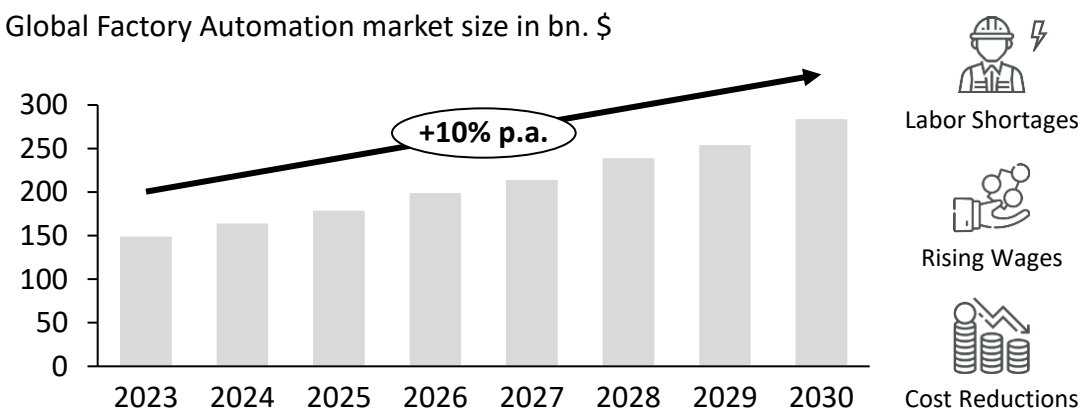
### Strategic focus on E-mobility...

Predicted global EV\* market shares in %



### ... automation solutions and robotics applications

Global Factory Automation market size in bn. \$




# Unique range of solutions tailored to the requirements of electromobility

## Modular solutions



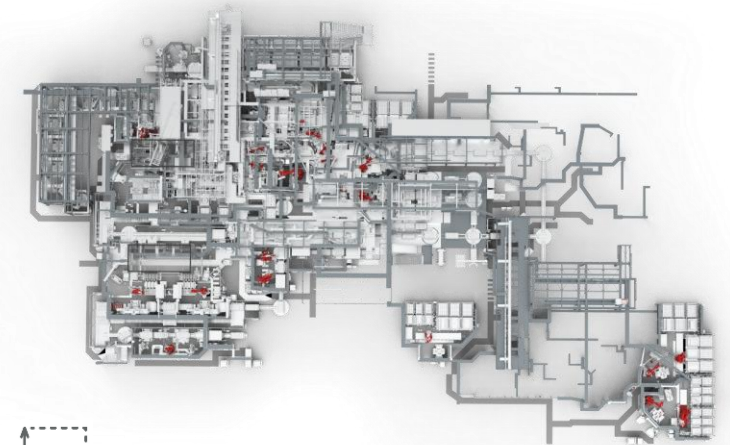
$m^2$  up to 10  $m^2$  per cell

## Process solutions



$m^2$  up to 600  $m^2$

## Turnkey solutions



$m^2$  up to 16.000  $m^2$

### Aumann competences



Converting



Assembly



Winding



Joining



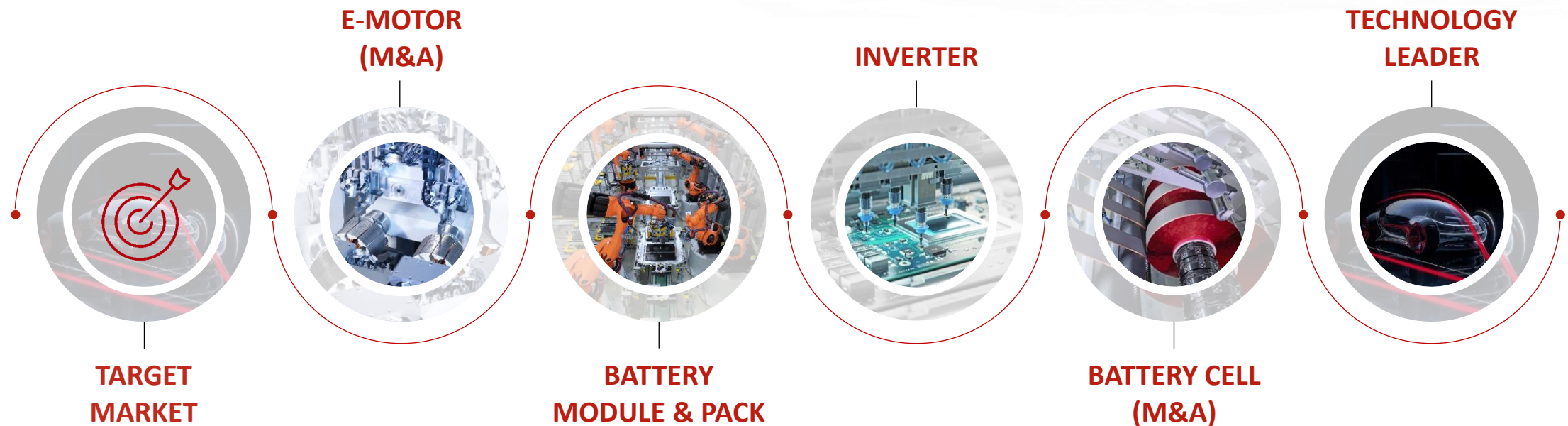
Automation



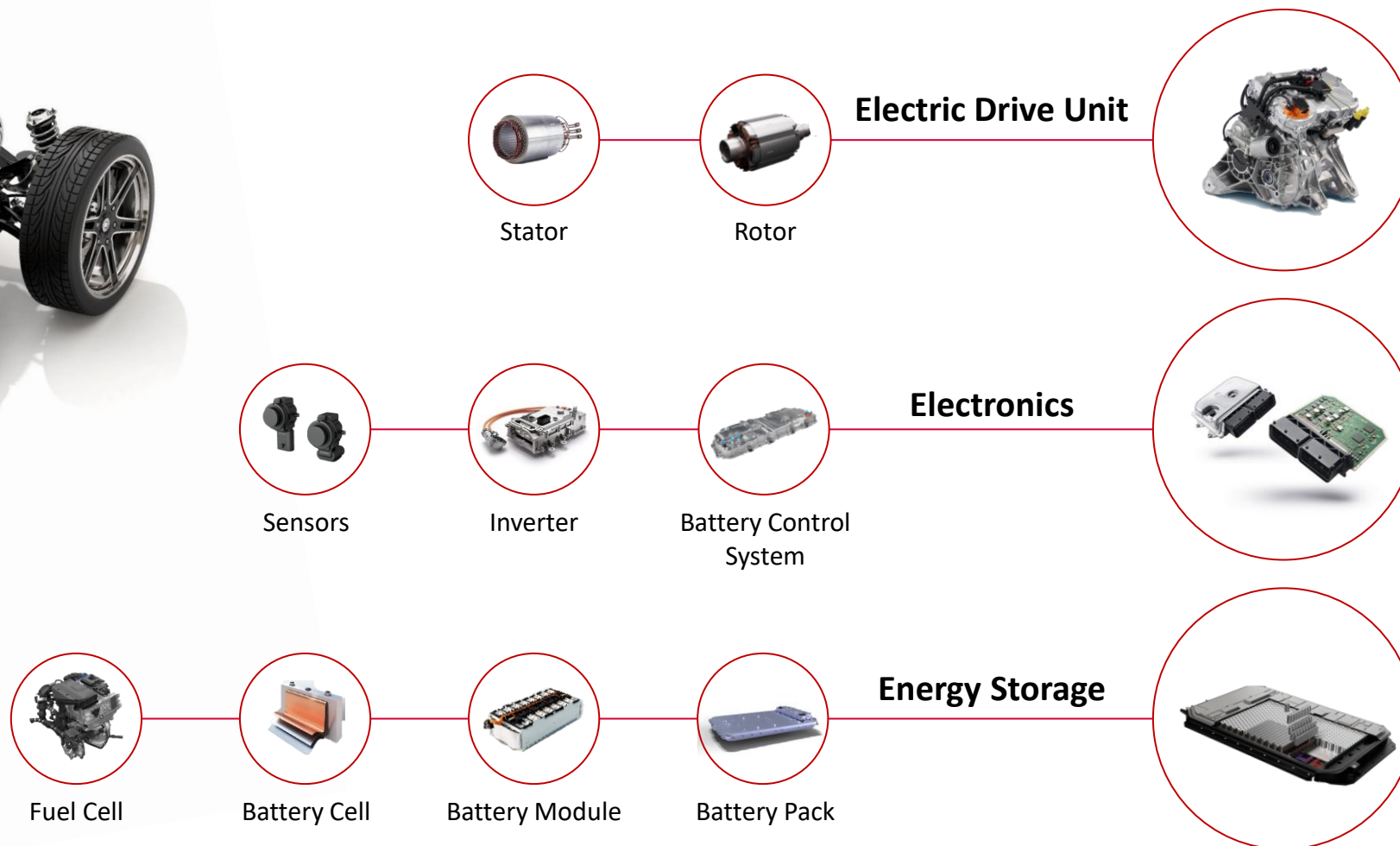

Industry 4.0

Aumann's journey in the E-mobility segment

# E-mobility success through innovation and strategic M&A

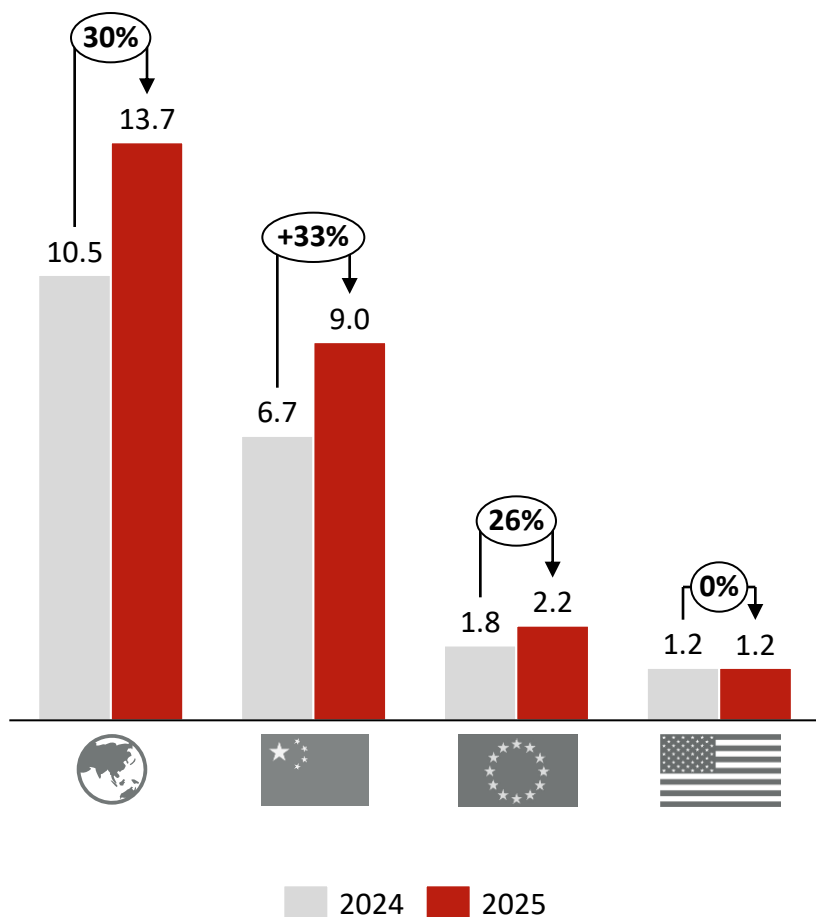


# Electromobility comes to life on Aumann's production lines

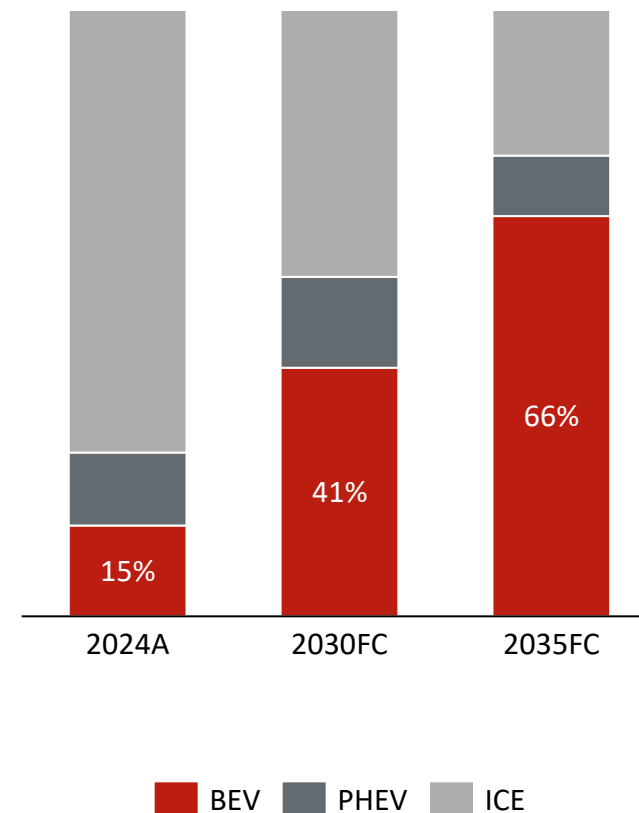


## BEV's are expected to make up two thirds in 2035

BEV sales of selected regions  
in million units



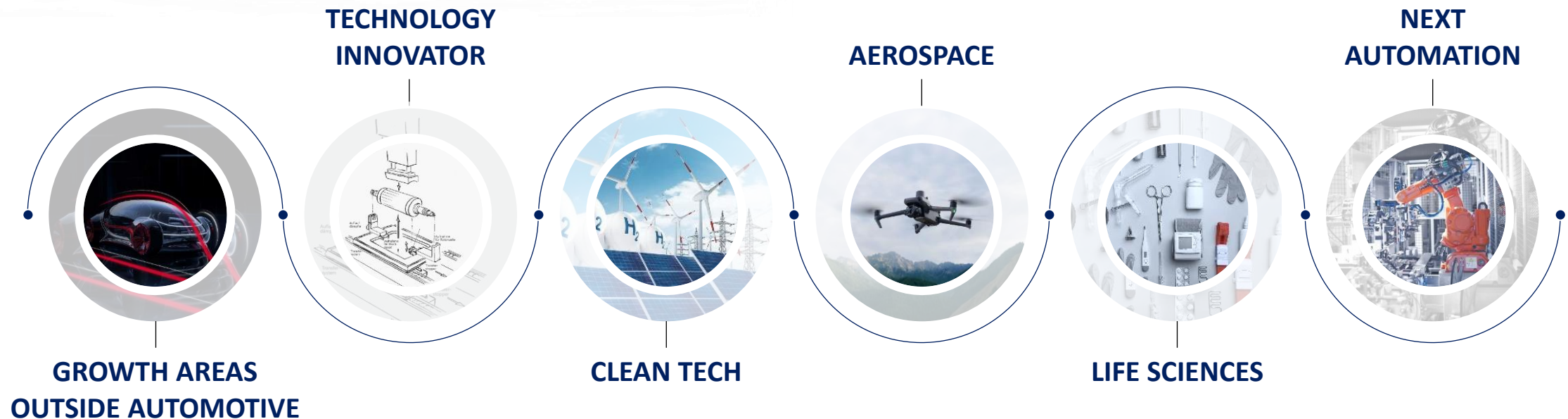
Predicted Global EV Market Share  
market shares in %



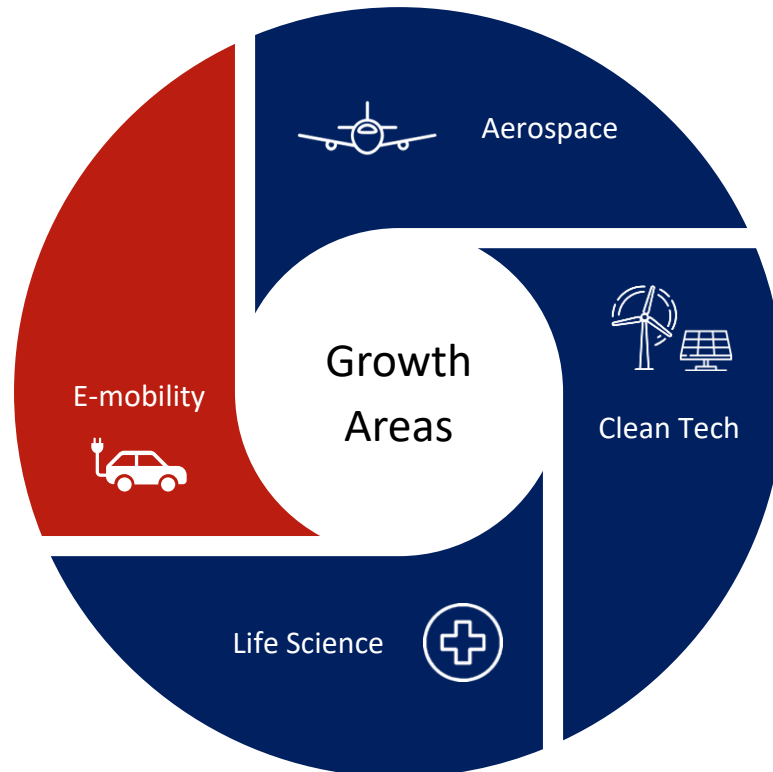
Aumann's ambitions outside automotive in the Next Automation segment



## Next Automation segment focusing on further growth areas



## Key progress across Next Automation



- **AEROSPACE:** In the **aviation** sector, Aumann **secured first orders** supporting civil aircraft production ramp-ups while in the **defense** sector, Aumann is **offering integrated drone assembly lines** from motor, battery pack, final assembly to EOL testing
- **CLEAN TECH:** Aumann **wins orders** for automated solar **module disassembly solutions** in **photovoltaic recycling** and membrane manufacturing systems **for fuel cell** applications targeting industrial, **charging infrastructure** and **off-grid markets**
- **LIFE SCIENCE:** Aumann **entered the pharma market** with GMP-compliant **cleanroom solutions** for transdermal patches and oral thin films in a growing rapid-release drug delivery market

Financial Performance Q1 2026

## Financial Performance Q1 2026

### Key figures

- **Revenue** decreased from €60.5 million to €37.3 million resulted from a lower order intake in 2024 and 2025
- **EBITDA margin** at previous years' level, despite decline in revenue, and currently above the full-year guidance
- **Order intake** down 32.9% YOY but Next Automation saw a strong start into the year, driven by strategic realignment
- **Order backlog** decreased by 31.1% to €119.5 million at the end of March 2026
- **Strong balance sheet** with €144.2 million net cash and 68.3% equity ratio

€37.3 million

Revenue

10.8%

EBITDA margin

€34.4 million

Order intake

€119.5 million

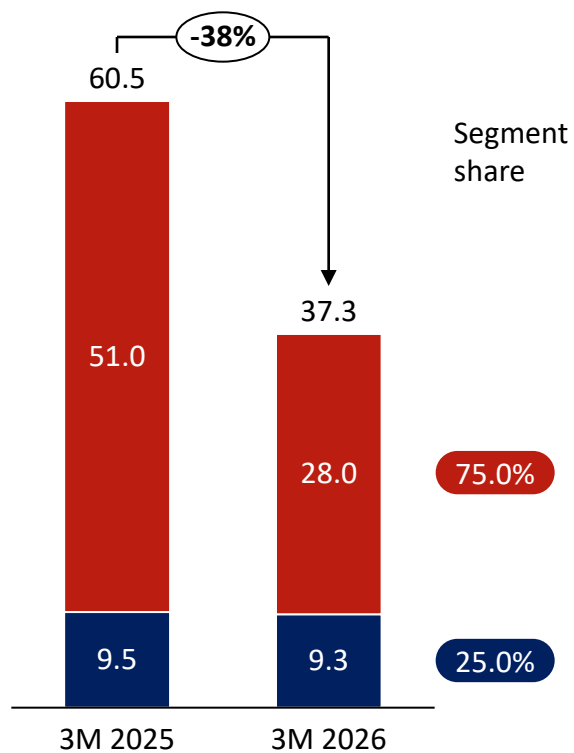
Order backlog

€144.2 million

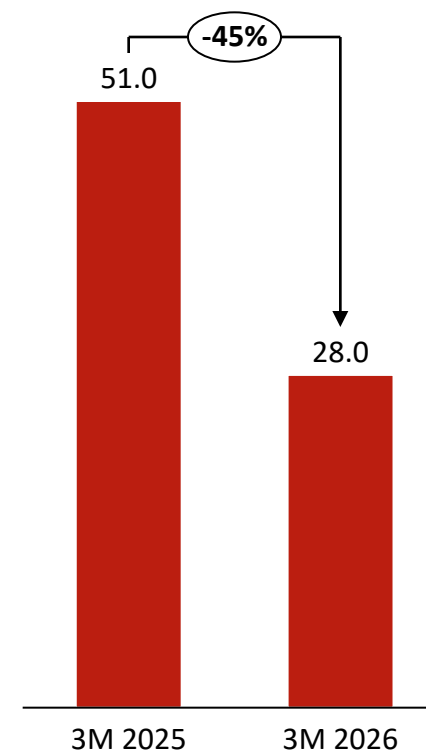
Net cash position

# Revenue decline attributable to the E-mobility segment

Revenue  
in € million



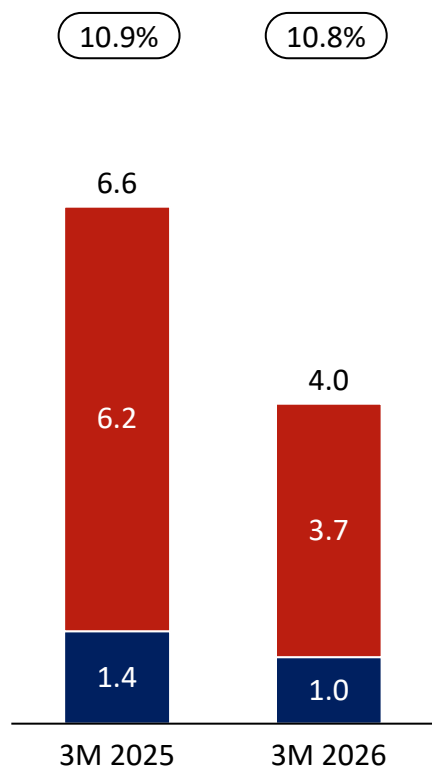
E-mobility revenue  
in € million



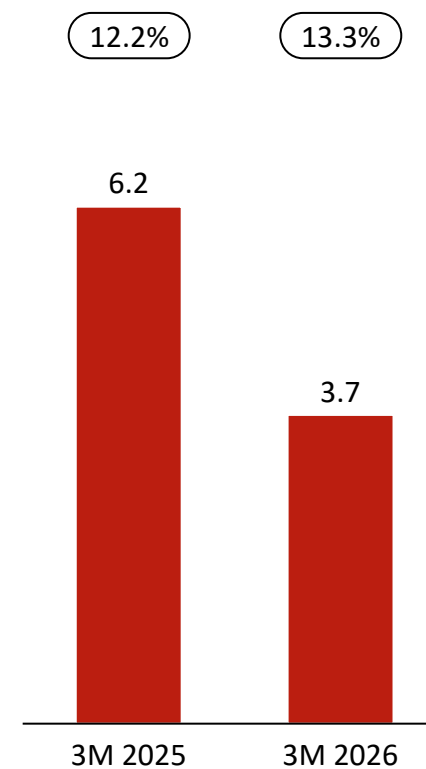
■ E-mobility ■ Next Automation

# Profitability continues to be resilient despite revenue headwinds

**EBITDA**  
in € million and in % of revenue



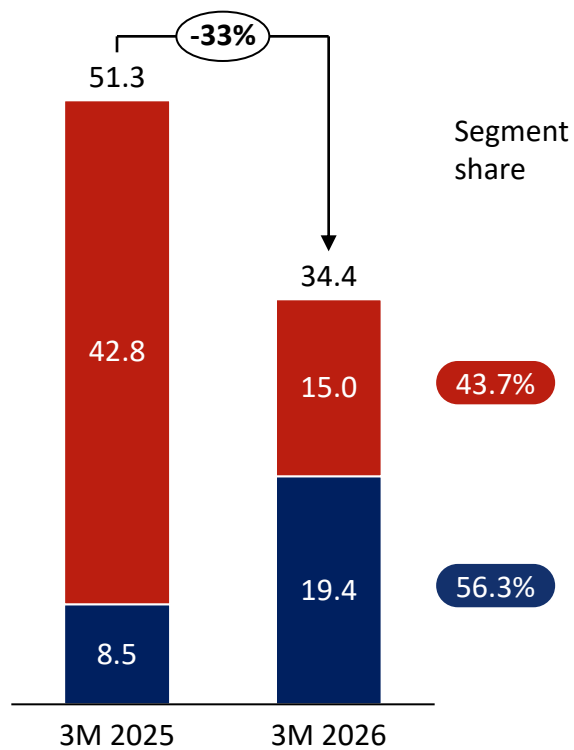
**E-mobility EBITDA**  
in € million and in % of revenue



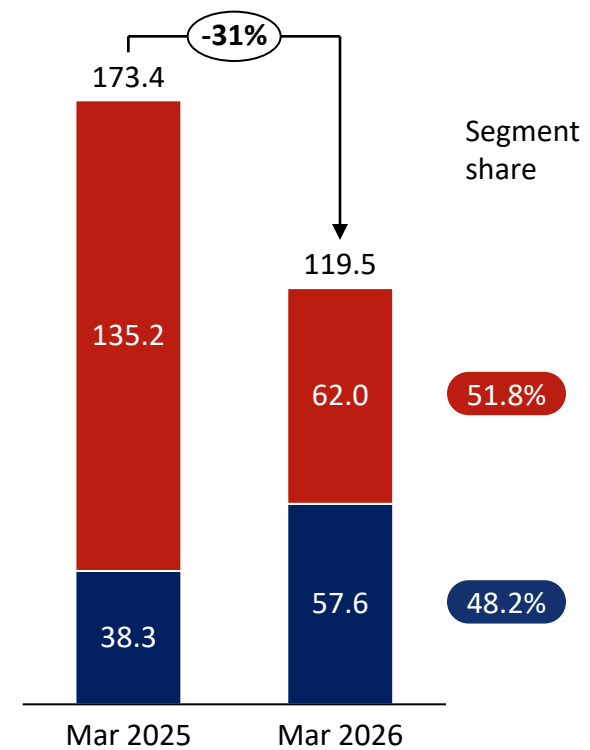
■ E-mobility ■ Next Automation

# Next Automation achieves solid start to the year and strengthens order book

Order intake  
in € million



Order backlog  
in € million





■ E-mobility ■ Next Automation

## E-mobility profitability remains robust despite ongoing market challenges




in € million	3M 2025	3M 2026
Order intake	42.8	15.0
Order backlog	135.2	62.0
Revenue	51.0	28.0
EBITDA	6.2	3.7

 **Order intake** affected by volatile political and economic conditions, tariffs, and subdued automotive investment climate

 **Order backlog** decreased by 54.2%, but still shows a solid profitability

 **Revenue** reduced from €51.0 million to €28.0 million due to declined order intake


 **EBITDA** remains solid with €3.7 million and 13.3% EBITDA margin


## Next Automation segment delivers tangible results from Aumann’s strategic realignment




in € million	3M 2025	3M 2026
Order intake	8.5	19.4
Order backlog	38.3	57.6
Revenue	9.5	9.3
EBITDA	1.4	1.0

 Segment focus on **clean tech, aerospace** and **life sciences** with strong progress

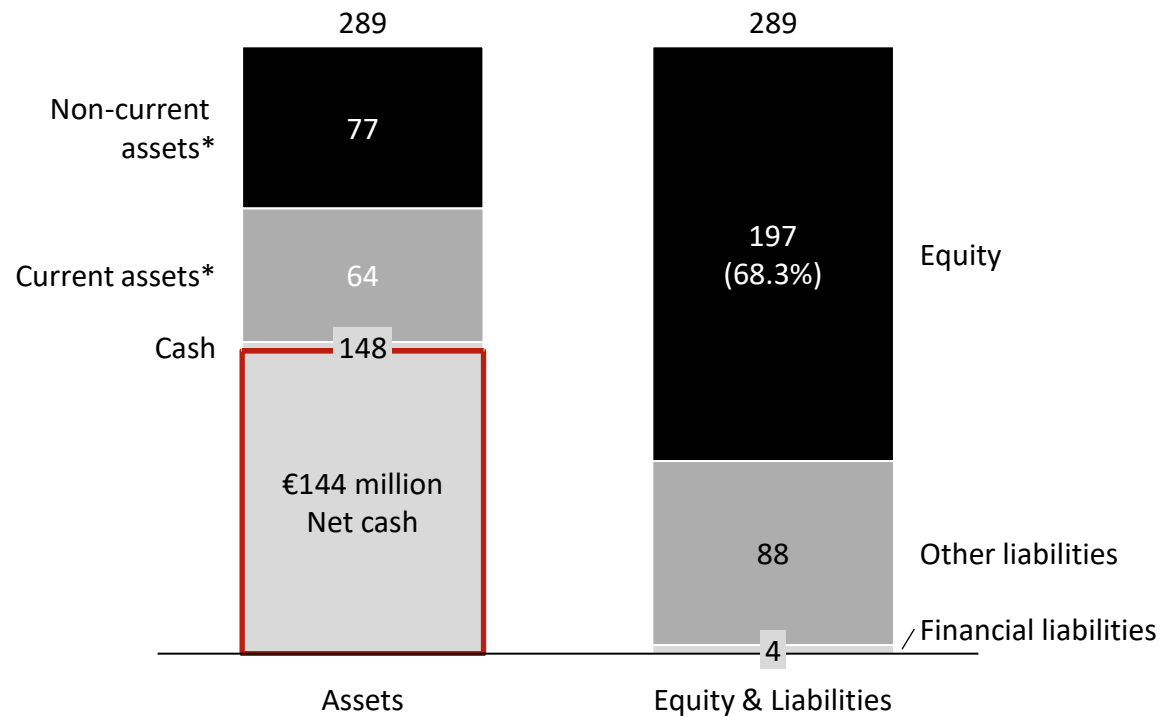
 **Order intake** up 128% YOY to €19.4 million, supported by a rising sales pipeline

 **Ongoing expansion** driven by organic growth and increased M&A-activity

 **EBITDA** slightly decreased to €1.0 million, corresponding to an EBITDA margin of 10.4%

# Strong financial position supports acquisitions and further diversification in Next Automation

Balance sheet as of 31 March 2026  
in € million



Net cash position  
**€144.2 million**

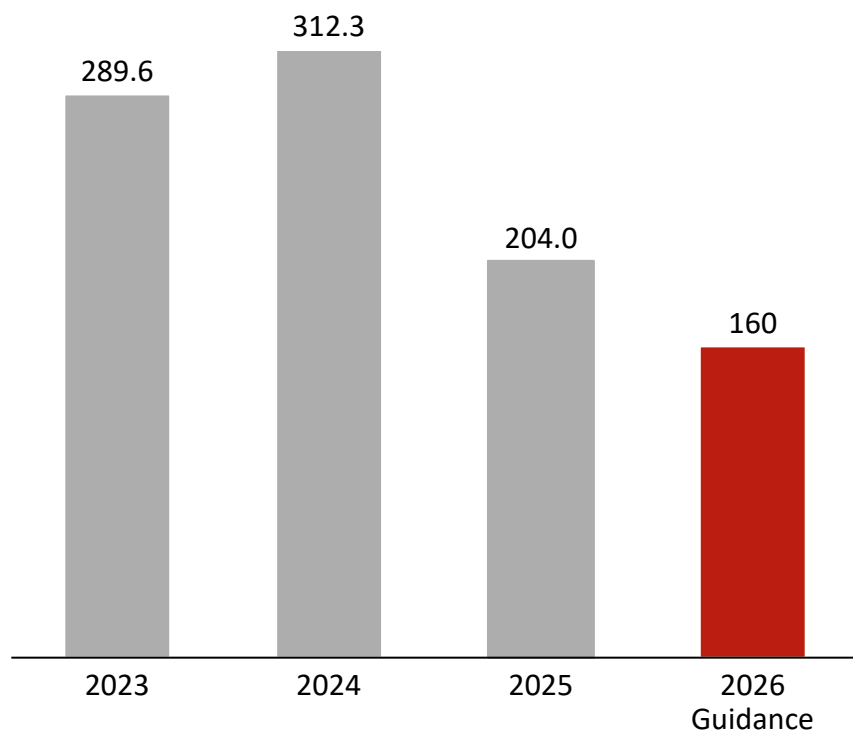
Solid equity ratio  
**68.3%**

**Development**  
organically and through M&A

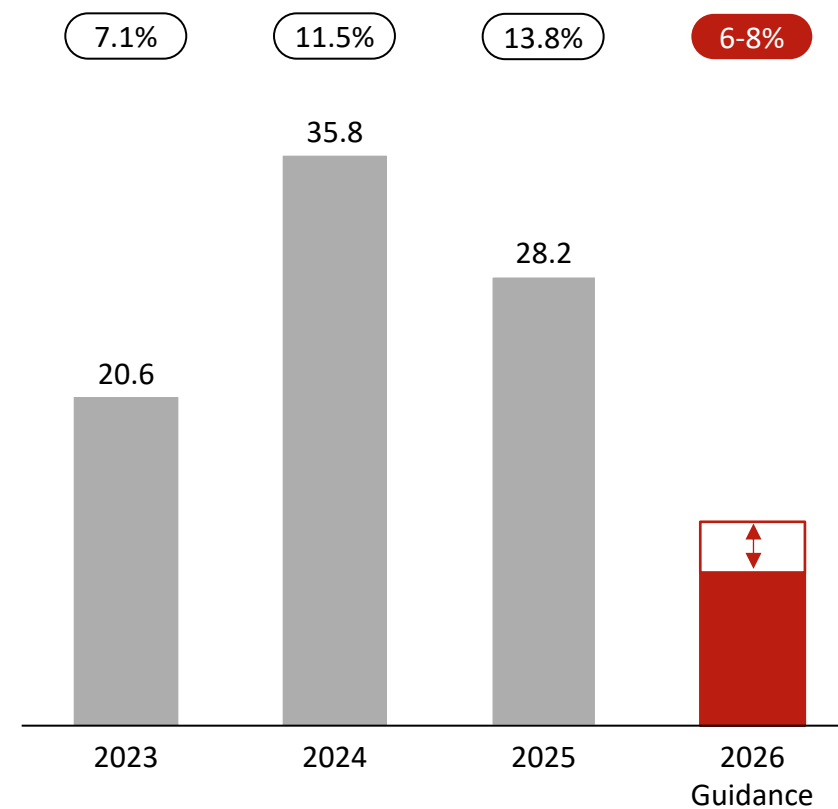
\* without cash-positions

## Resilient and profitable guidance for 2026

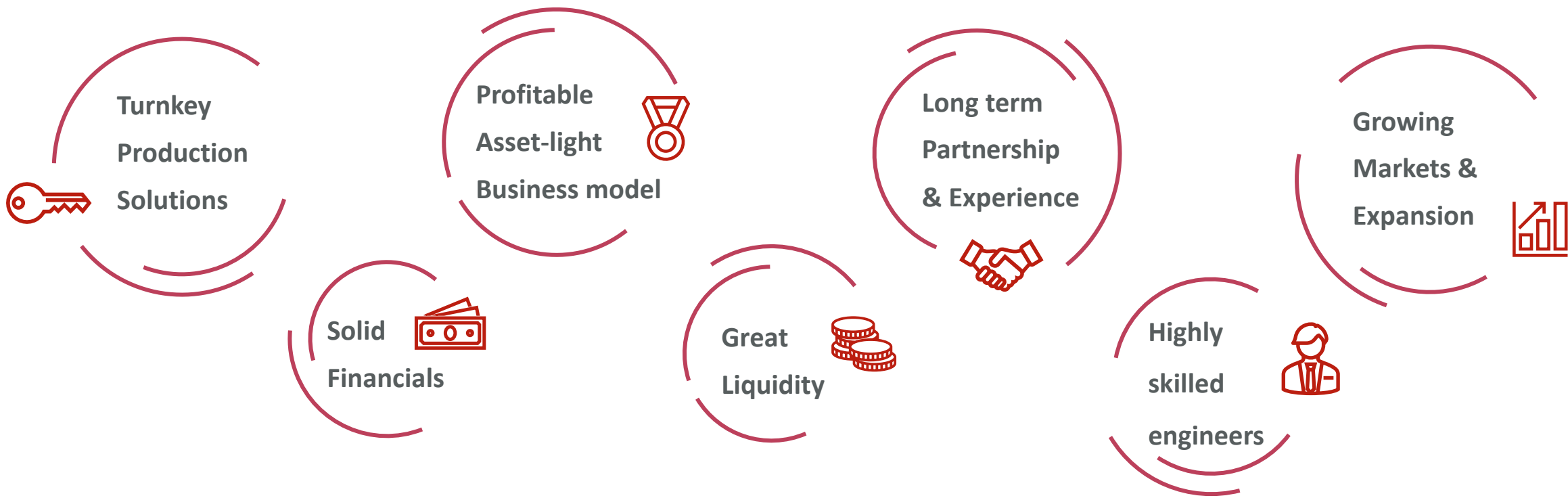
Revenue  
in € million



EBITDA  
in € million and in % of revenue



# Summary



## Financial Calendar 2026

Interim Statement Q1 2026 and Earnings Call	12 May 2026
Half-Year Financial Report 2026 and Earnings Call	14 August 2026
Montega Hamburg Investor Days (Hamburg)	26 August 2026
Annual General Meeting 2026	28 August 2026
Berenberg & Goldman Sachs German Corporate Conference (Munich)	23 September 2026
Interim Statement Q3 2026 and Earnings Call	13 November 2026
German Equity Forum (Frankfurt)	23 – 24 November 2026
End of 2026 Financial Year	31 December 2026

**Aumann AG**  
Dieselstrasse 6  
48361 Beelen  
Germany

**Investor Relations**  
Tel +49 2586 888 7800  
Fax +49 2586 888 7805  
ir@aumann.com

**[www.aumann.com](http://www.aumann.com)**

## Disclaimer

The presentation, including any printed or electronic copy of these slides, the talks given by the presenters, the information communicated during any delivery of the presentation and any question and answer session and any document or material distributed at or in connection with the presentation (together, the "Presentation"), has been prepared by Aumann AG (the "Company") is not an offer of any securities or invitation to purchase securities.

The Presentation is provided for general information only and does not purport to contain all the information that may be required to evaluate the Company. The information in the Presentation is subject to updating, completion, revision and verification.

No reliance may be placed for any purpose whatsoever on the information or opinions contained or expressed in the Presentation or on the accuracy, completeness or fairness of such information and opinions. To the extent permitted by law and regulation, no undertaking, representation or warranty or other assurance, express or implied, is made or given by or on behalf of the Company or any of their respective parent or subsidiary undertakings or the subsidiary undertakings of any such parent undertakings or any of their respective directors, officers, partners, employees, agents, affiliates, representatives or advisers, or any other person, as to the accuracy, completeness or fairness of the information or opinions contained in the Presentation.

None of the Company, their respective affiliates and advisers, agents and/or any other party undertakes or is under any duty to update the Presentation or to correct any inaccuracies in any such information which may become apparent or to provide you with any additional information. Save in the case of fraud, no responsibility or liability is accepted by any such person for any errors, omissions or inaccuracies in such information or opinions or for any loss, cost or damage suffered or incurred, however arising, directly or indirectly, from any use of, as a result of the reliance on, or otherwise in connection with, the Presentation. In addition, no duty of care or otherwise is owed by any such person to recipients of the Presentation or any other person in relation to the Presentation. The Presentation includes statements that are, or may be deemed to be, forward-looking statements. The words "believes", "expects", "may", "will", "could", "should", "shall", "risk", "intends", "estimates", "aims", "plans", "predicts", "continues", "assumes", "positioned" or "anticipates" and similar expressions (or their negative) identify certain of these forward-looking statements. These statements are based on the current views, expectations and assumptions of the management of the Company and involve known and unknown risks and uncertainties that could cause actual results, performance or events to differ materially from those expressed or implied in such statements. Actual results, performance or events may differ materially from those described in such statements due to, among other things, changes in the general economic and competitive environment, risks associated with capital markets, currency exchange rate fluctuations and competition from other companies, changes in international and national laws and regulations, in particular with respect to tax laws and regulations, affecting the Company and other factors. The Company does not assume any obligations to update any forward-looking statements.

The Presentation includes statistics, data and other information relating to markets, market sizes, market shares, market positions and other industry data pertaining to the Company's business and markets. Unless otherwise indicated, such information is based on analysis by the Company of multiple sources, including certain studies commissioned from third parties (the "Market Reports"). The Market Reports may include and be based on, amongst other things, information obtained from primary interviews and field visits conducted by third parties with industry experts and participants, third parties' secondary market research and internal financial and operational information supplied by, or on behalf of, the Company, as well as information obtained from (i) data providers; (ii) industry associations and country organisations; and (iii) publicly available information from other sources, such as information publicly released by the Company's competitors. To the extent available, the industry, market and competitive position data contained in the Presentation has come from official or third-party sources. Third-party industry publications, studies and surveys generally state that the data contained in them have been obtained from sources believed to be reliable, but that there is no guarantee of the accuracy or completeness of such data. While the Company believes that each of these publications, studies and surveys has been prepared by a reputable source, the Company has not independently verified the data contained therein. In addition, certain of the industry, market and competitive position data contained in the Presentation come from the Company's own internal research and estimates based on the knowledge and experience of the Company's management in the markets in which the Company operates. While the Company believes that such research and estimates are reasonable and reliable, they, and their underlying methodology and assumptions, have not been verified by any independent source for accuracy or completeness and are subject to change without notice. Accordingly, undue reliance should not be placed on any of the industry, market or competitive position data contained in the Presentation. All projections, valuations and statistical analyses are provided to assist the recipient in the evaluation of the matters described in the Presentation. They may be based on subjective assessments and assumptions and may use one among alternative methodologies that produce different results and, to the extent that they are based on historical information, they should not be relied upon as an accurate prediction of future performance.

The distribution of this Presentation in certain jurisdictions is restricted by law. Therefore, it must not be distributed, published or reproduced (in whole or in part) or disclosed by its recipients to any other person for any purpose, other than with the consent of the Company. All trademarks remain the property of their respective owners. By accepting receipt of, attending any delivery of, or electronically accessing, the Presentation, you agree to be bound by the above limitations and conditions and, in particular, you represent, warrant and undertake to the Company that: (i) you will not forward the Presentation to any other person or reproduce or publish this document, in whole or in part, for any purpose; and (ii) you have read and agree to comply with the contents of this notice.