


German Equity Forum

Aumann AG
25 - 26 November 2024



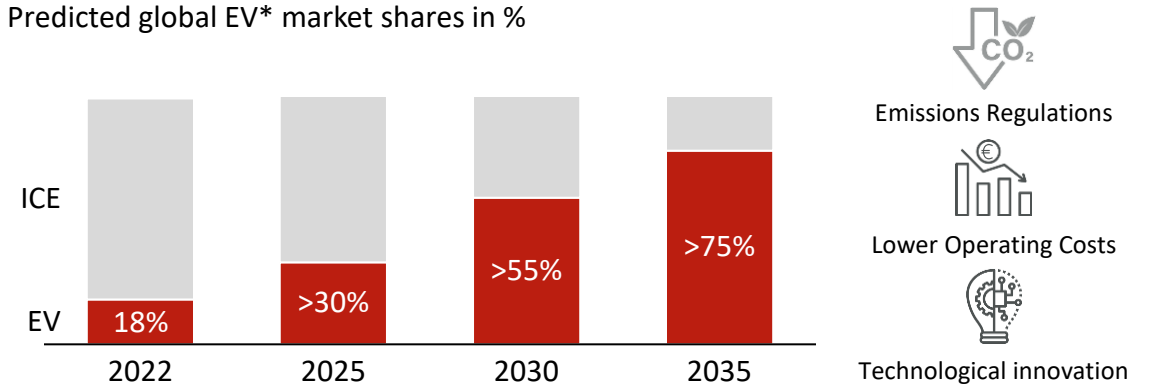
Aumann is a leading manufacturer of automation solutions and robotics applications

Fully automated production lines for international customers



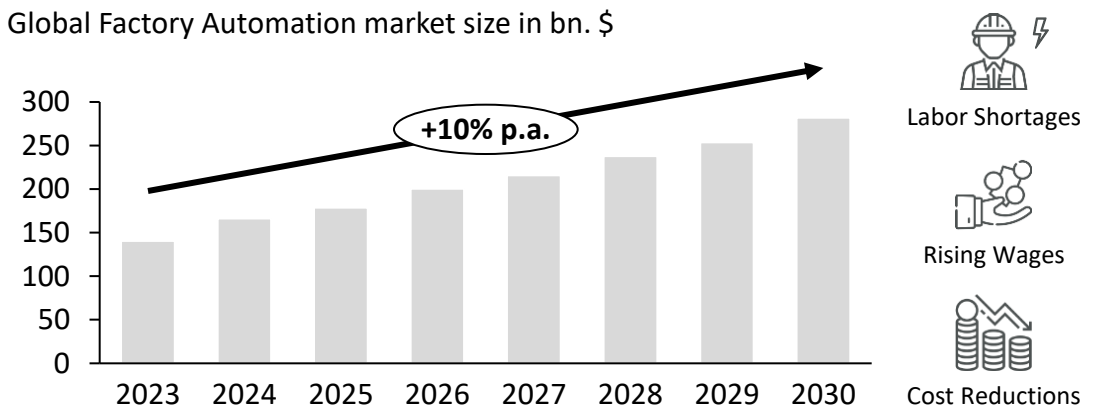
Strategic focus on E-mobility...

Predicted global EV* market shares in %



... automation solutions and robotics applications

Global Factory Automation market size in bn. \$



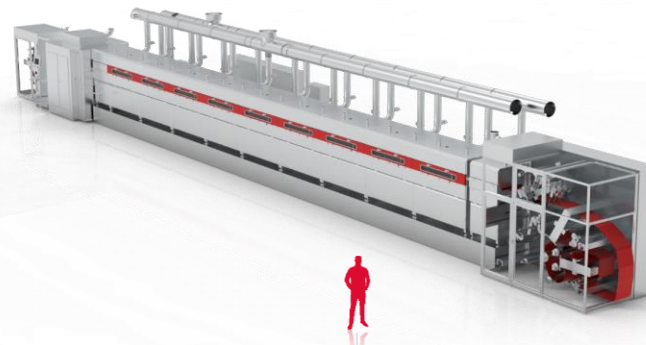
Unique range of solutions tailored to customer requirements

Modular solutions



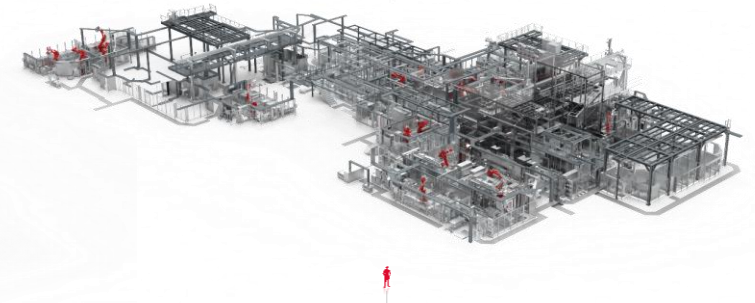
Standardized process stations and modular cell systems for flexible production lines

Process solutions



Complex production lines with specialized Aumann process know-how, e.g. converting, winding

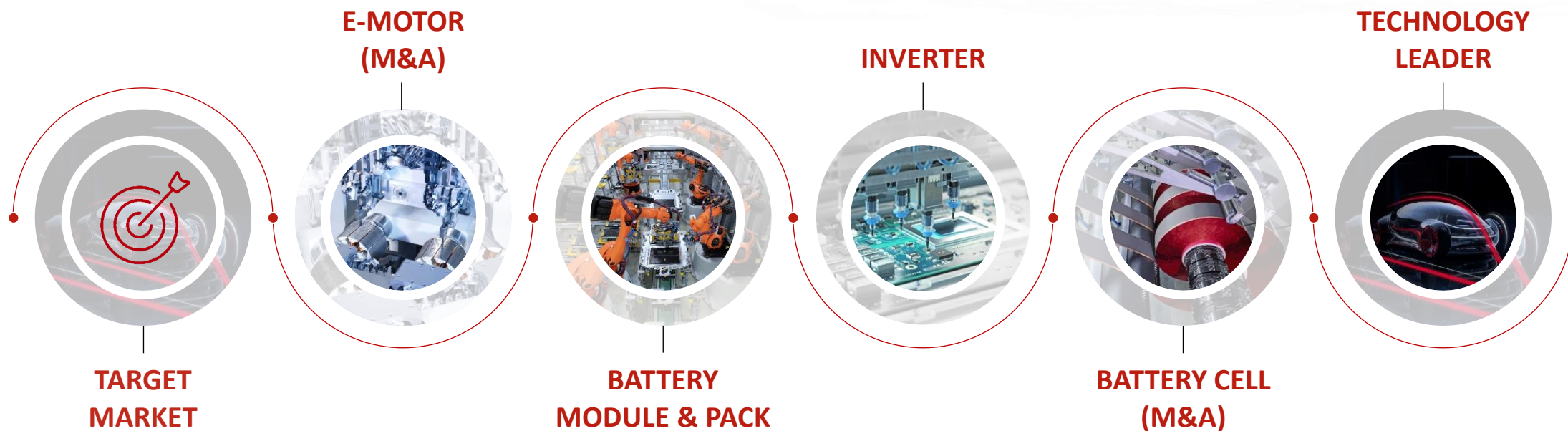
Turnkey solutions




Large-scale series production systems, designed for the requirements of our customers

Aumann's journey in the E-mobility segment

E-Mobility success through innovation and strategic M&A



Electromobility comes to life on Aumann's production lines



Electric Drive Unit

Electronics & Sensors

Battery & Fuel Cell System

Chassis components

Aumann competences

Converting

Assembly

Winding

Joining

Automation

Measuring & Testing

Industry 4.0

Turnkey solutions

We are a full-service provider for the efficient electric drive unit

Electric Drive Unit

Inverter



Aumann's **modular production solutions**
ideally suited for inverters

Stator



Aumann masters the **entire production processes** for stators

Rotor



Wound rotor gains importance over
permanent magnet rotor

We are a pioneer for the production process of battery systems


Battery System

Battery Cell



With its **converting technology**, Aumann enters the dynamic field of battery cell production

Battery Module



Accelerating EV adoption drives **demand** for advanced **battery manufacturing solutions**

Battery Pack




Cell-to-Pack design sets the **highest standards** for production solutions and processes

We are a turnkey supplier for fuel cell production solutions


Fuel Cell

MEA | BPP



Aumann masters the **entire production process** for MEA & BPP

Stack



Over 15 years' experience in stacking technology

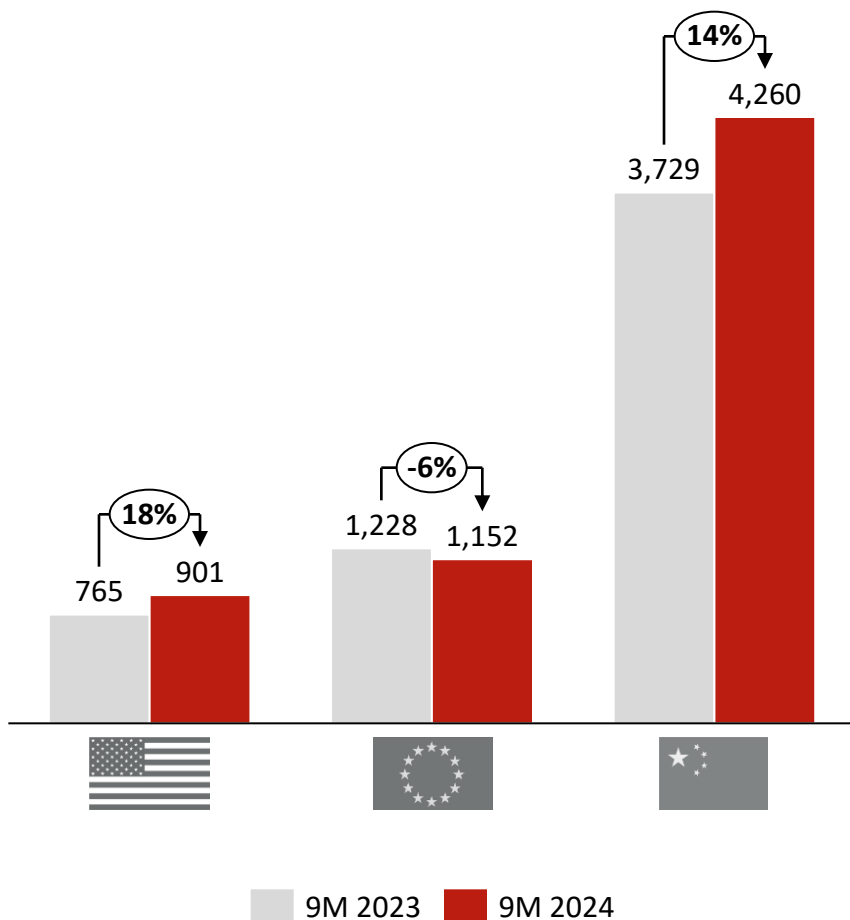
BOP



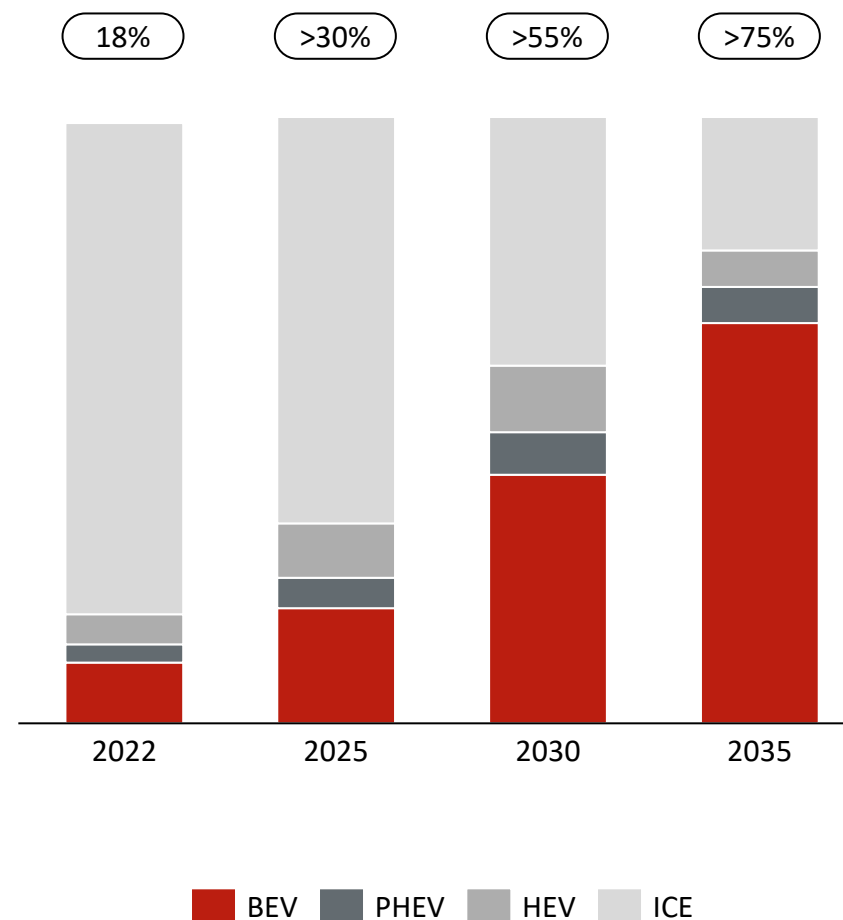
Aumann offers **customized solutions** along the **entire value chain**

Growth continues in USA and China as EV market in Europe shows clear catch-up potential

BEV sales of selected regions
in thousand units, YOY in %



Predicted Global EV Market Share
EV market shares in %*



Selection of Non-Automotive references of the recent years



Assembly line for toothbrush drive



Assembly line for photovoltaic modules



Winding line for electric appliance motors



Winding line for wind energy generators



Welding line for household appliance assemblies



Stacking system for hydrogen electrolyzers




Coating and laminating system for consumer textile



Assembly line for infrastructure piping elements



Coating system for flooring industry

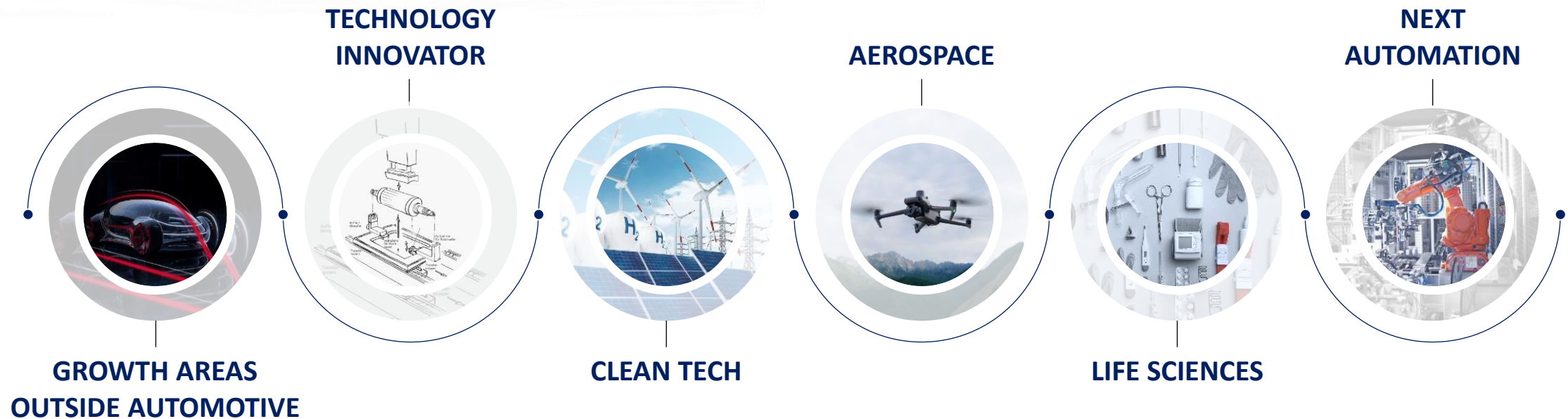


Winding line for data center air conditioning

Aumann's new ambitions outside automotive for the renamed Classic segment



Next Automation segment focusing on further growth areas



Financial Performance 9M 2024

Highlights of 9M 2024

Key figures

- **Dynamic revenue growth** from € 199.6 million to € 233.1 million driven by strong E-mobility segment
- **EBITDA almost doubles** from € 13.5 million to € 25.2 million with a double-digit margin of 10.8%
- **Challenging market environment** leads to decline in order intake and expected decrease in revenue in 2025
- **Order backlog still solid** after coming down from the high previous year level of over € 300 million
- Aumann with **strong balance sheet** as a reliable partner in the current challenging industry environment

+16.8%

Revenue growth YOY

+86.4%

EBITDA growth YOY

€ 157.9 million

Order intake 9M 2024

€ 223.6 million

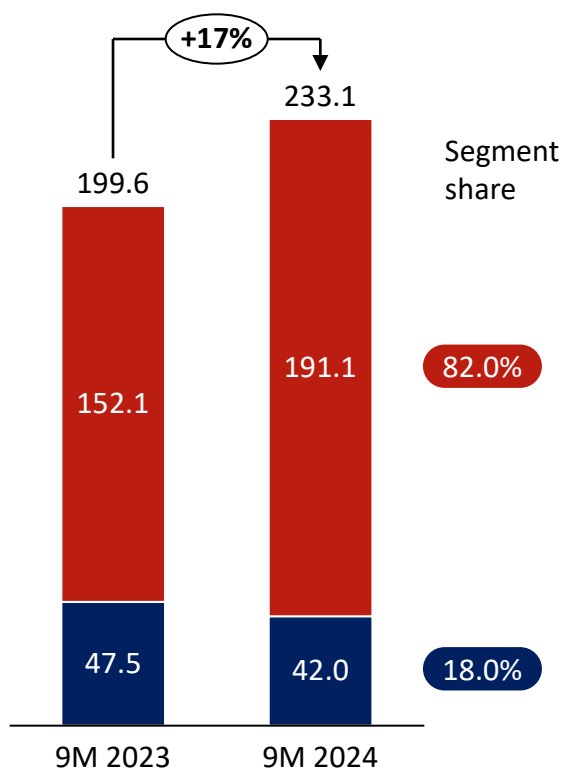
Order backlog

€ 133.5 million

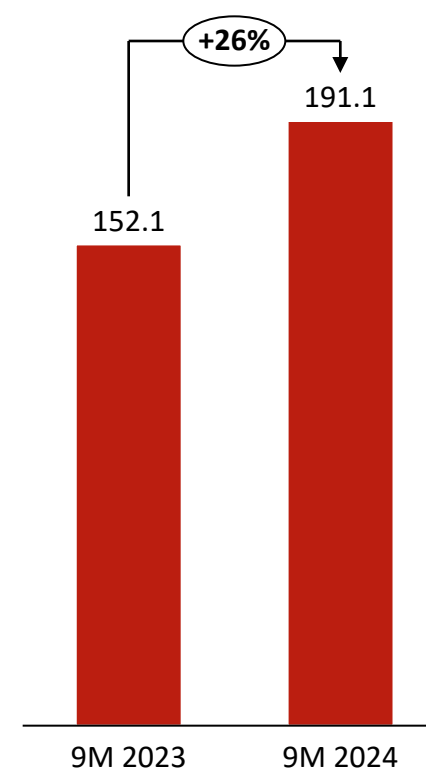
Liquidity position

E-mobility as the driver of strong revenue increase

Revenue
in € million



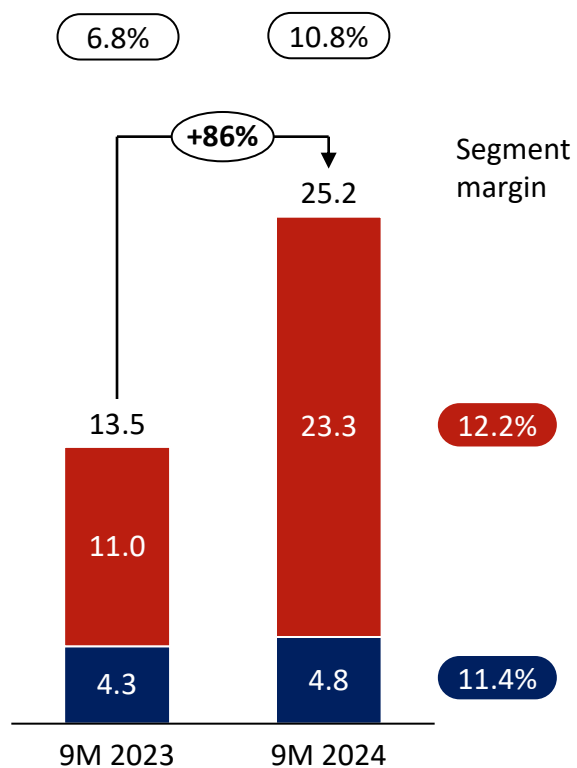
E-mobility Revenue
in € million



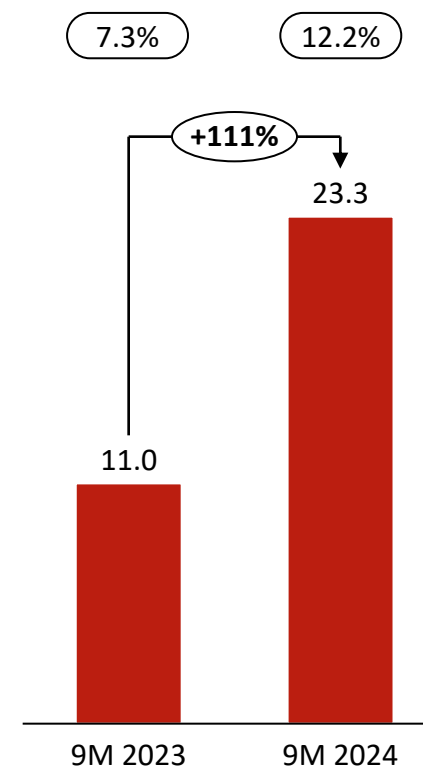
■ E-mobility ■ Next Automation

Strong earnings development with double digit margins

EBITDA
in € million and in % of revenue



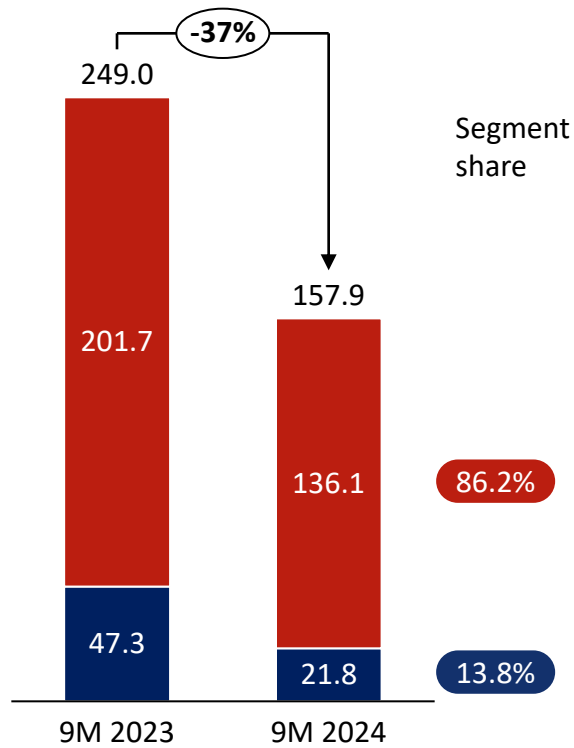
E-mobility EBITDA
in € million and in % of revenue



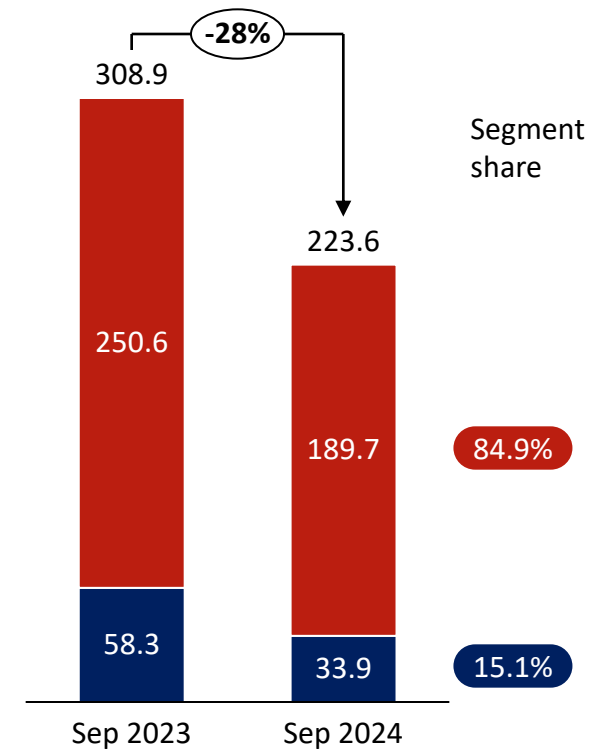
■ E-mobility ■ Next Automation

Weakness in the automotive market leads to a decline in order intake and backlog

Order intake
in € million



Order backlog
in € million



E-mobility Next Automation

E-Mobility segment with strong P&L performance but softening demand in 2024



in € million	9M 2023	9M 2024
Order intake	201.7	136.1
Order backlog	250.6	189.7
Revenue	152.1	191.1
EBITDA	11.0	23.3



Order intake effected from postponed investments in new electrified vehicle models and declines by 33.0% YOY



Order backlog comes down by 24.3% YOY to a still solid level due to weakness in the automotive industry



Revenue grew considerably from € 152.1 million to € 191.1 million (+25.7% YOY)





EBITDA more than doubled (+110.9% YOY) and **EBITDA margin** jumped from 7.3% to 12.2%


Next Automation segment with a new focus on further growth areas outside automotive




in € million	9M 2023	9M 2024
Order intake	47.3	21.8
Order backlog	58.3	33.9
Revenue	47.5	42.0
EBITDA	4.3	4.8

 Segment shifts from an opportunistic approach to a new focus on **clean tech, aerospace and life sciences** sectors

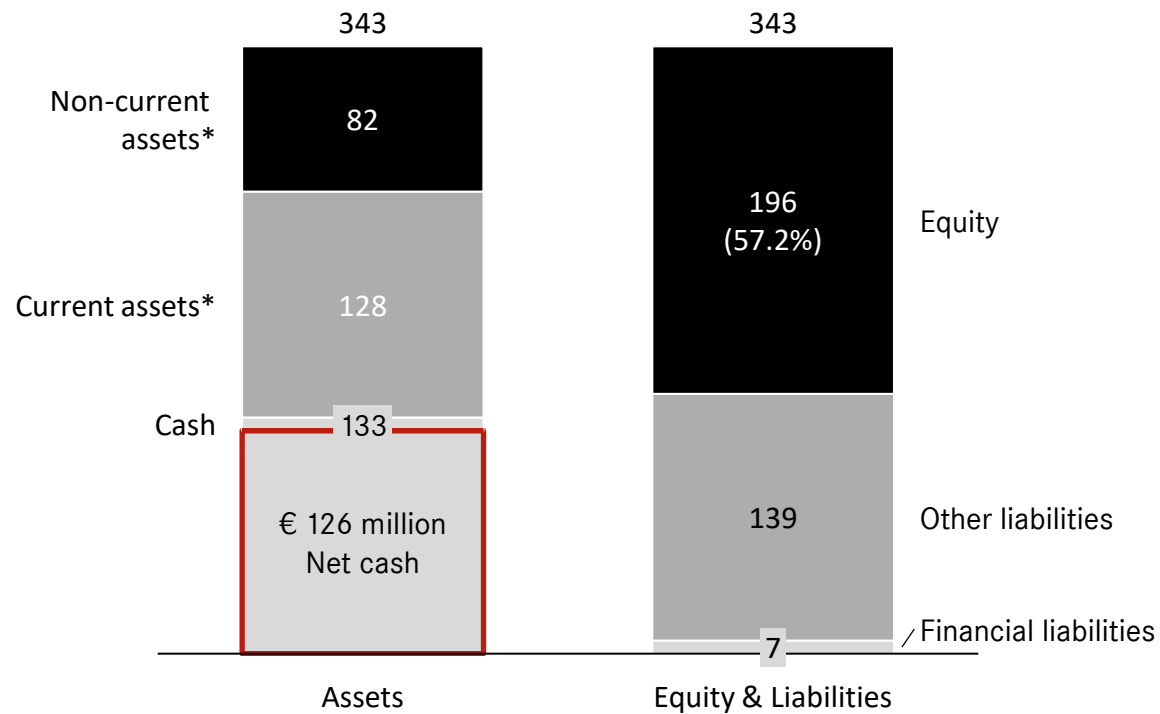
 **Order intake** experienced a notable YOY decrease, as the first nine months of 2023 included a large-scale order

 **Segment KPI's** are not noticeably affected by the shift in focus towards new growth areas yet

 **EBITDA margin** increased from 9.0% to 11.4%

Aumann is in an excellent position with its solid financial resources

Balance sheet as of 30 September 2024
in € million



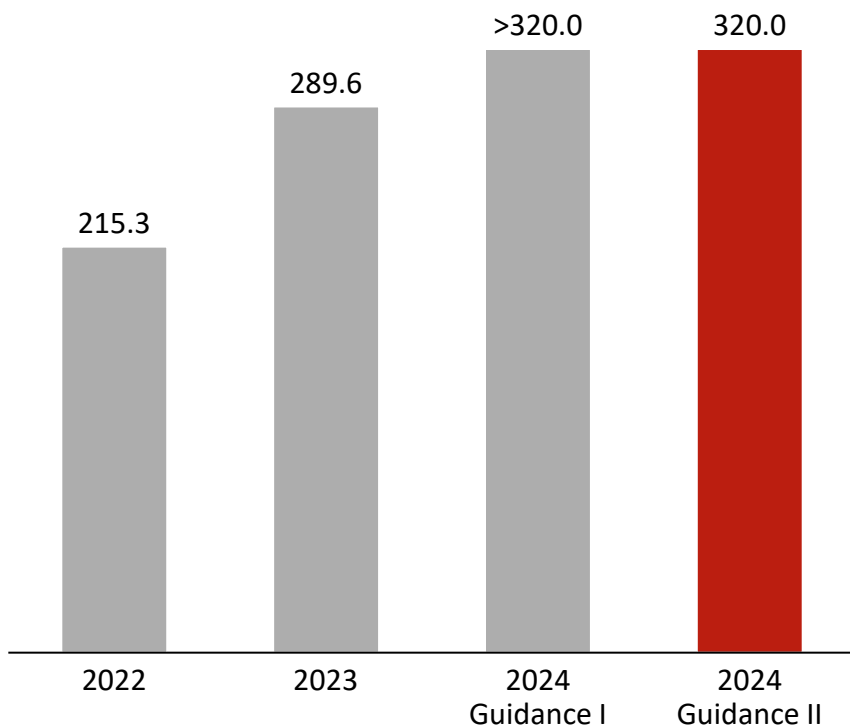
Net cash position
€ 126.0 million

Solid equity ratio
57.2%

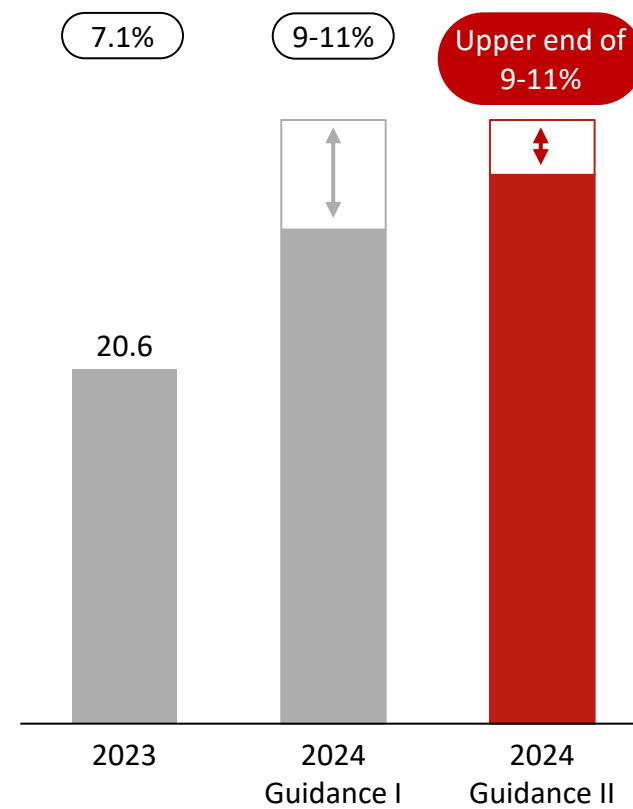
Enables growth
organically and through M&A
2024 onwards

Specified guidance for 2024

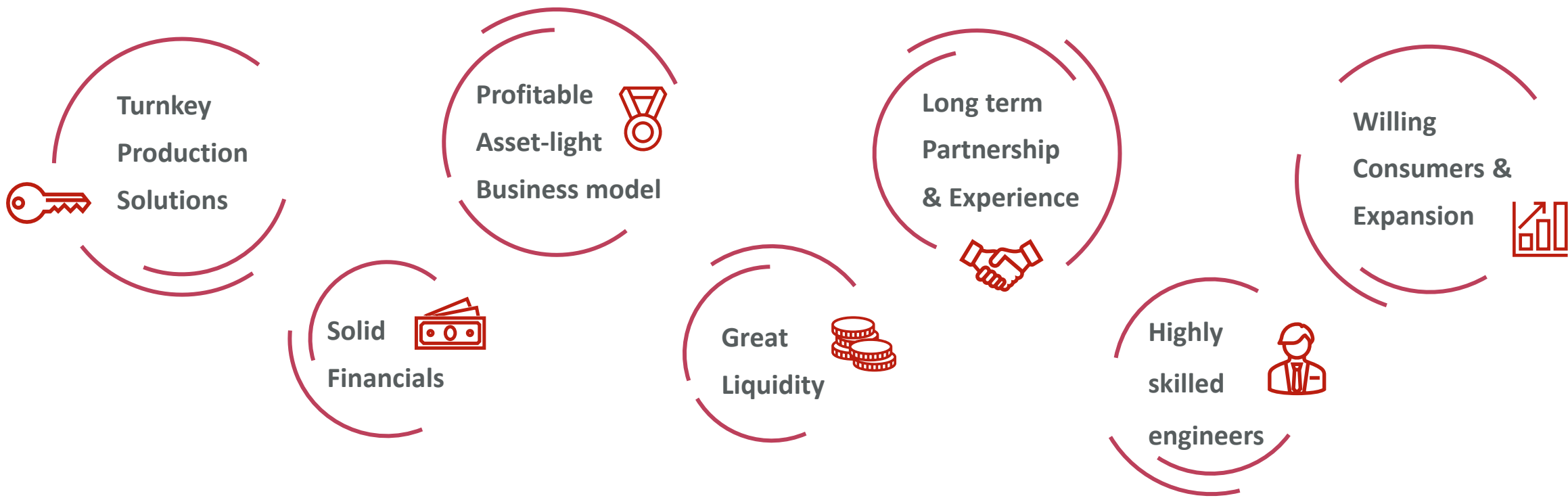
Revenue
in € million



EBITDA
in € million and in % of revenue



Summary



Aumann AG
Dieselstrasse 6
48361 Beelen
Germany

Investor Relations
Tel +49 2586 888 7800
Fax +49 2586 888 7805
ir@aumann.com

www.aumann.com

Disclaimer

The presentation, including any printed or electronic copy of these slides, the talks given by the presenters, the information communicated during any delivery of the presentation and any question and answer session and any document or material distributed at or in connection with the presentation (together, the “Presentation”), has been prepared by Aumann AG (the “Company”) is not an offer of any securities or invitation to purchase securities.

The Presentation is provided for general information only and does not purport to contain all the information that may be required to evaluate the Company. The information in the Presentation is subject to updating, completion, revision and verification.

No reliance may be placed for any purpose whatsoever on the information or opinions contained or expressed in the Presentation or on the accuracy, completeness or fairness of such information and opinions. To the extent permitted by law and regulation, no undertaking, representation or warranty or other assurance, express or implied, is made or given by or on behalf of the Company or any of their respective parent or subsidiary undertakings or the subsidiary undertakings of any such parent undertakings or any of their respective directors, officers, partners, employees, agents, affiliates, representatives or advisers, or any other person, as to the accuracy, completeness or fairness of the information or opinions contained in the Presentation.

None of the Company, their respective affiliates and advisers, agents and/or any other party undertakes or is under any duty to update the Presentation or to correct any inaccuracies in any such information which may become apparent or to provide you with any additional information. Save in the case of fraud, no responsibility or liability is accepted by any such person for any errors, omissions or inaccuracies in such information or opinions or for any loss, cost or damage suffered or incurred, however arising, directly or indirectly, from any use of, as a result of the reliance on, or otherwise in connection with, the Presentation. In addition, no duty of care or otherwise is owed by any such person to recipients of the Presentation or any other person in relation to the Presentation. The Presentation includes statements that are, or may be deemed to be, forward-looking statements. The words “believes”, “expects”, “may”, “will”, “could”, “should”, “shall”, “risk”, “intends”, “estimates”, “aims”, “plans”, “predicts”, “continues”, “assumes”, “positioned” or “anticipates” and similar expressions (or their negative) identify certain of these forward-looking statements. These statements are based on the current views, expectations and assumptions of the management of the Company and involve known and unknown risks and uncertainties that could cause actual results, performance or events to differ materially from those expressed or implied in such statements. Actual results, performance or events may differ materially from those described in such statements due to, among other things, changes in the general economic and competitive environment, risks associated with capital markets, currency exchange rate fluctuations and competition from other companies, changes in international and national laws and regulations, in particular with respect to tax laws and regulations, affecting the Company and other factors. The Company does not assume any obligations to update any forward-looking statements.

The Presentation includes statistics, data and other information relating to markets, market sizes, market shares, market positions and other industry data pertaining to the Company’s business and markets. Unless otherwise indicated, such information is based on analysis by the Company of multiple sources, including certain studies commissioned from third parties (the “Market Reports”). The Market Reports may include and be based on, amongst other things, information obtained from primary interviews and field visits conducted by third parties with industry experts and participants, third parties’ secondary market research and internal financial and operational information supplied by, or on behalf of, the Company, as well as information obtained from (i) data providers; (ii) industry associations and country organisations; and (iii) publicly available information from other sources, such as information publicly released by the Company’s competitors. To the extent available, the industry, market and competitive position data contained in the Presentation has come from official or third-party sources. Third-party industry publications, studies and surveys generally state that the data contained in them have been obtained from sources believed to be reliable, but that there is no guarantee of the accuracy or completeness of such data. While the Company believes that each of these publications, studies and surveys has been prepared by a reputable source, the Company has not independently verified the data contained therein. In addition, certain of the industry, market and competitive position data contained in the Presentation come from the Company’s own internal research and estimates based on the knowledge and experience of the Company’s management in the markets in which the Company operates. While the Company believes that such research and estimates are reasonable and reliable, they, and their underlying methodology and assumptions, have not been verified by any independent source for accuracy or completeness and are subject to change without notice. Accordingly, undue reliance should not be placed on any of the industry, market or competitive position data contained in the Presentation. All projections, valuations and statistical analyses are provided to assist the recipient in the evaluation of the matters described in the Presentation. They may be based on subjective assessments and assumptions and may use one among alternative methodologies that produce different results and, to the extent that they are based on historical information, they should not be relied upon as an accurate prediction of future performance.

The distribution of this Presentation in certain jurisdictions is restricted by law. Therefore, it must not be distributed, published or reproduced (in whole or in part) or disclosed by its recipients to any other person for any purpose, other than with the consent of the Company. All trademarks remain the property of their respective owners. By accepting receipt of, attending any delivery of, or electronically accessing, the Presentation, you agree to be bound by the above limitations and conditions and, in particular, you represent, warrant and undertake to the Company that: (i) you will not forward the Presentation to any other person or reproduce or publish this document, in whole or in part, for any purpose; and (ii) you have read and agree to comply with the contents of this notice.